



City Of Winter Park Resident Survey Results 2005

Prepared for the City of Winter Park
by Market Soundings, Inc.
June 2005

Table of Contents

I. About the Survey	3
II. Summary	4-5
III. Findings	6-19
- Rating of Services.....	6
- Allocation of Resources.....	6
- Safety.....	7
- Downtown Development.....	8
- City Hall.....	8
- Public School Involvement.....	9
- Condition of Parks/Facilities.....	9
- New Public Facilities.....	12
- City Communication Tools.....	12
- Media Usage.....	14
- Hurricane Response.....	15
- Use of Gas Generators.....	17
- Hurricane Information and Preparation.....	18
- Other Information Requests.....	19
IV. Survey Letter	20
V. Tabular Results	21(1-34)

I. About the Survey

The purpose of this survey is to determine issues of importance to Winter Park residents, to measure satisfaction with city facilities, plans and services (particularly with regard to hurricane response) and to solicit feedback that will help improve the city's communication initiatives.

Self-administered questionnaires were mailed to approximately 3,000 randomly selected City of Winter Park households during the first week of June 2005. The mailing went to one in three City households. The following analysis is based on **623 questionnaires**, which were completed and received as of June 23. The responses represent a **return of 21%**. Because this research is based on a self-administered mail survey, the results do not necessarily reflect the opinions of the entire population. Men and women are equally represented in the sample, while younger ages and minority residents are somewhat under-represented. The East Side of Winter Park (east of Park Avenue) accounts for 70% of the responses. A demographic analysis of respondents follows.

Respondent Demographics (% of Sample)

Length of Residence	2005 (n = 623)	2004 (n = 845)
20+ years	48%	46%
10-19 years	19	21
3-9 years	20	18
< than 3 years	13	15
Age		
65+	34	32
50-64	30	31
35-49	28	31
25-34	7	6
18-24	1	<1
Gender		
Male	47	51
Female	53	49
Race/Ethnicity		
Caucasian/White	92	94
African-American	4	3
Other	4	3
Home Ownership		
Own	94	94
Rent	6	6
Location of Residence		
Southeast (south of Aloma/east of Park Ave.)	33	48
Northeast (north of Aloma/east of Park Ave.)	37	28
Southwest (south of Fairbanks/west of Park Ave.)	16	13
Northwest (north of Fairbanks/west of Park Ave.)	14	11

II. Summary

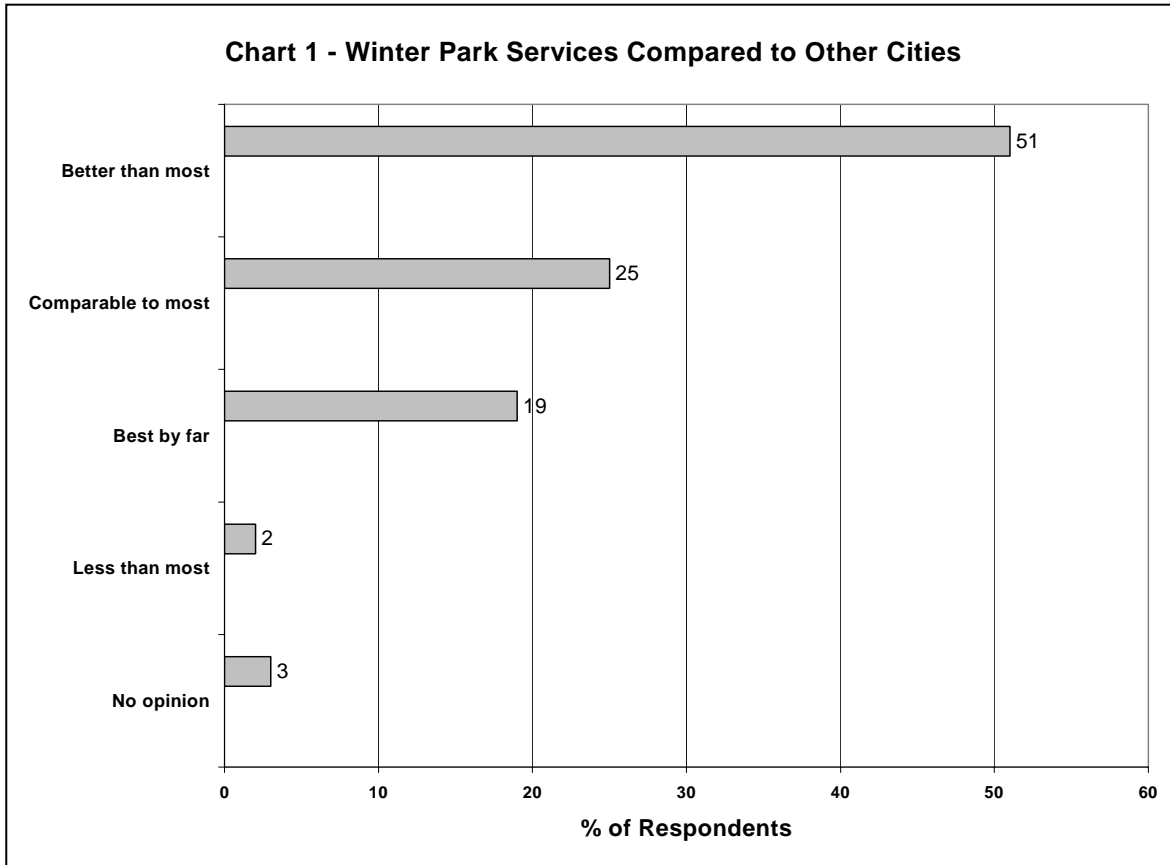
- **Winter Park services get high marks.** Compared with other cities, seven in ten respondents think Winter Park services are either the best or better than most.
- **The condition of Winter Park's streets is an issue.** Citing ongoing wear and tear and the re-bricking of main streets, half of residents would like city roadways improved. Closely related, one in three respondents would like more resources go to maintaining city parks, street medians and rights-of-way.
- **Residents feel safer versus five years ago.** Three times as many respondents feel more rather than less safe versus five years ago. At the same time, increased police patrols in neighborhoods was important to one in four respondents. West Side respondents feel safer than East Side respondents, probably due to recent West Side development.
- **Residents want more public school options.** Half of respondents think the city should take a more active role in dealing with education issues.
- **Support for downtown development is strong.** Half of respondents think the projects underway in and around downtown Winter Park are good for the city.
- **Residents are split on how a new City Hall should be built.** One- third of respondents support private development of a new City Hall, while one-fourth think the project should remain "civic." Another quarter of respondents has not decided where it stands on the issue.
- **Some city parks/facilities need attention.** Landscaping, overall cleanliness and parking availability are the biggest complaints. Mead Garden and Kraft Azalea Gardens were identified as needing the most improvement.
- **Residents welcome new public facilities.** A walking/exercise course and a performance auditorium would get the most use if built.
- **City communication tools are well received.** *Winter Park Update* and the Calendar of Events are read regularly by seven in ten respondents. One-fourth of respondents use the city's Web site regularly.
- **Hurricane debris removal was more than satisfactory.** Nearly nine in ten respondents felt that streets were cleared and debris removed in an "impressive" or "reasonable" amount of time.

- **Restoration of services was more than satisfactory.** Nearly eight in ten respondents rated the restoration of services following the hurricanes as “very prompt” or “reasonable.”
- **Gas-powered generators are acceptable.** Six in ten respondents approve the use of gas-powered generators after dark for both residences and businesses. Another one in ten approve of their use by businesses only.
- **24-hour Call Center is helpful, but relatively unknown.** Half of respondents think the city’s emergency information service was helpful. The other half did not know it existed.
- **Preferences for receiving emergency information vary.** If power were out, respondents would like to receive information fliers delivered by Neighborhood Watch and a reverse 911 telephone messaging service.
- **Residents had suggestions for future hurricanes.** Trim trees, bury power/utility lines, clean storm drains and increase staff during hurricane season were the most mentioned suggestions.
- **Residents want more information.** Respondents said they would like more information regarding development projects, planning/zoning/annexation, City Council meetings/agendas and city sponsored events/activities.

III. Findings

1. Rating of Winter Park Services

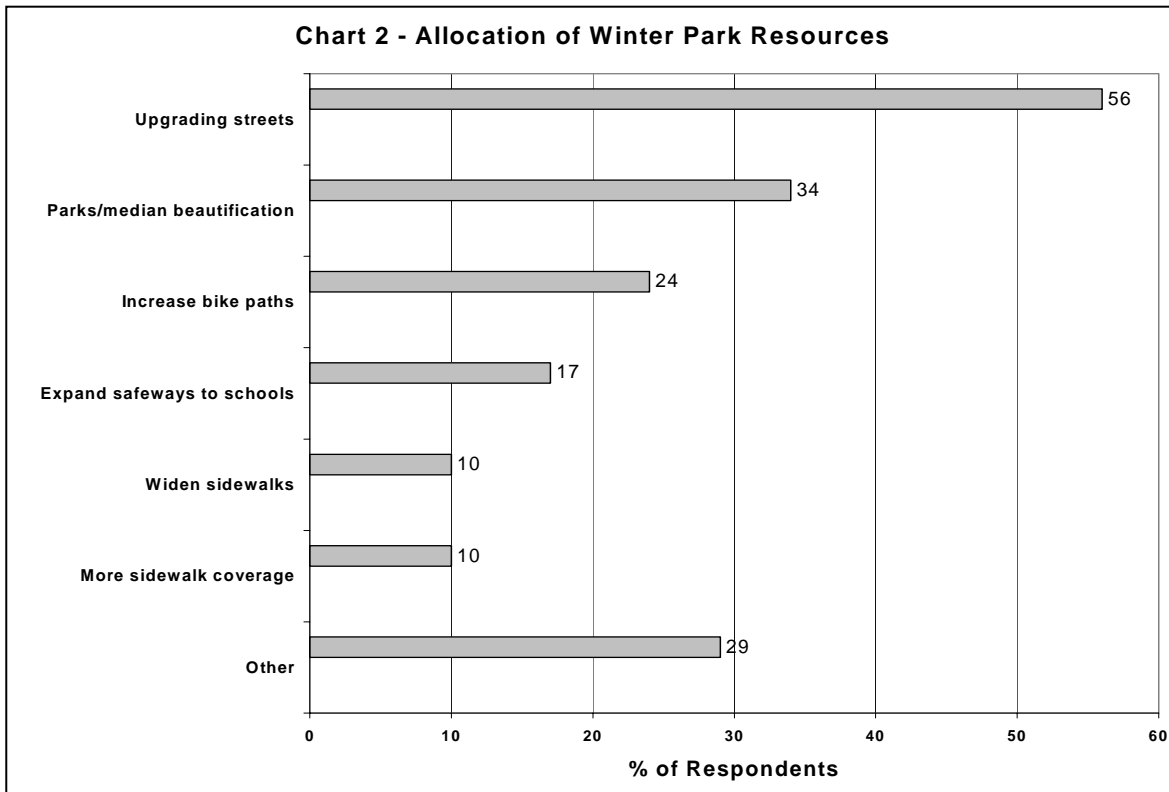
One in five respondents (19%) rate the service they receive in Winter Park as the “best by far” when compared with other cities. Another half (51%) say it’s “better than most.”



2. Allocation of Resources

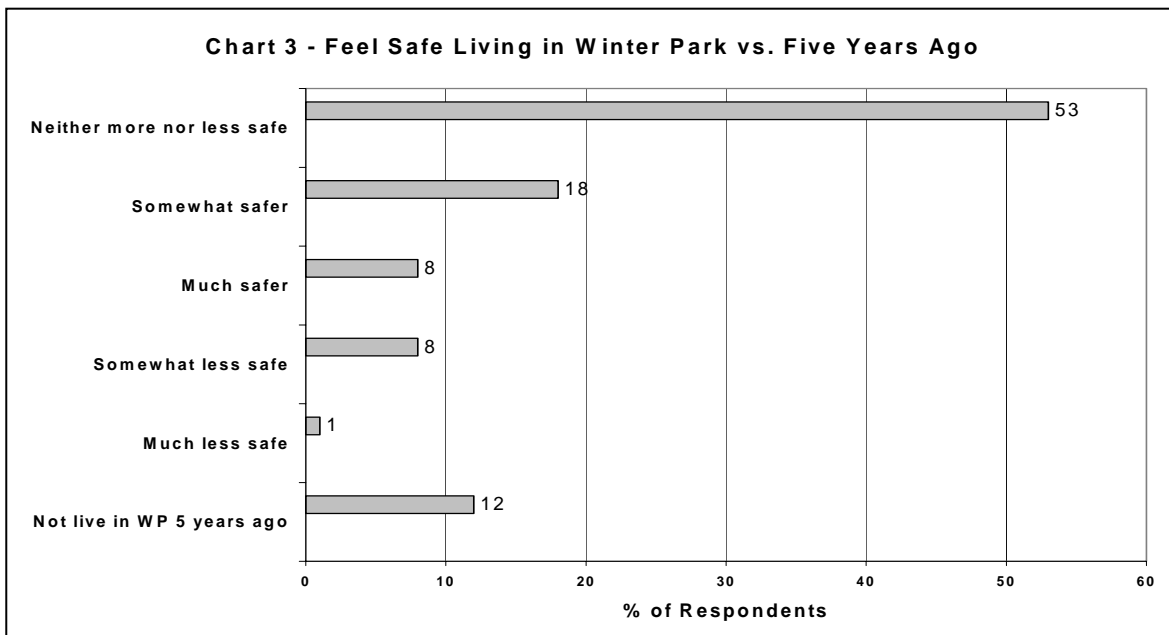
Respondents would like to see the city allocate more resources to a variety of needs, with upgrading the condition of streets (56%) at the top of the list. Maintenance of city parks/street medians (34%) came in second.

Dissatisfaction with rough brick streets was frequently mentioned as an issue by respondents. See pages V. 2-3 for locations where respondents want additional sidewalk coverage and pages V. 4-9 for a complete listing of “other priorities.”



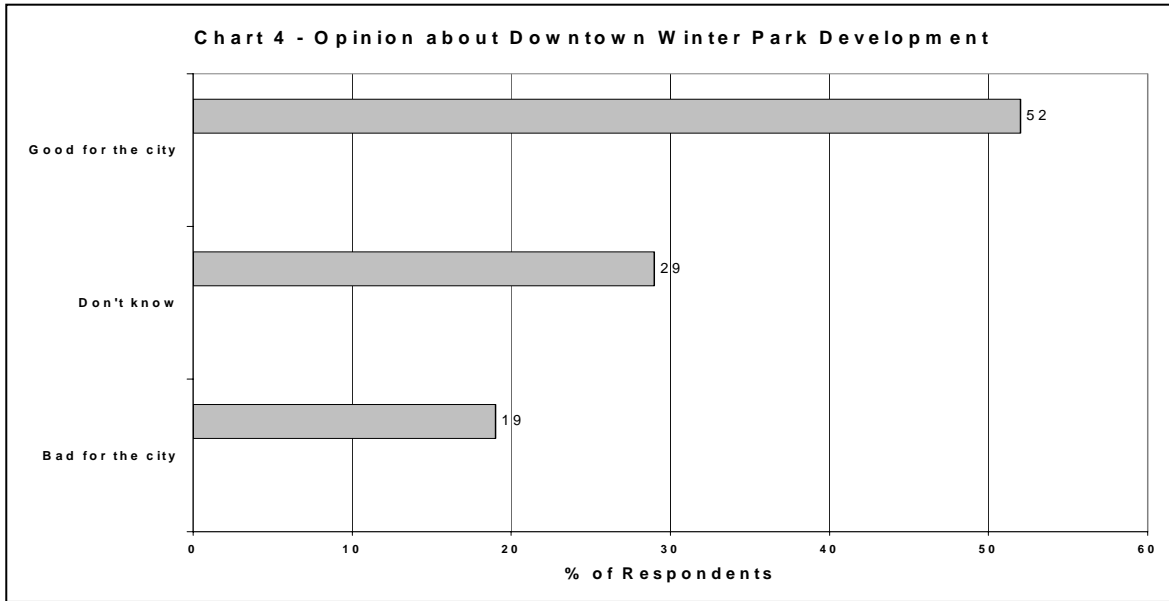
3. Winter Park Safety

One in four respondents (26%) feel much or somewhat safer living in Winter Park today and one in ten (9%) feel much or somewhat less safe compared with five years ago. Feelings of safety versus five years ago are highest in the Southwest area (40%) and lowest in the Northeast area (17%) area of Winter Park.



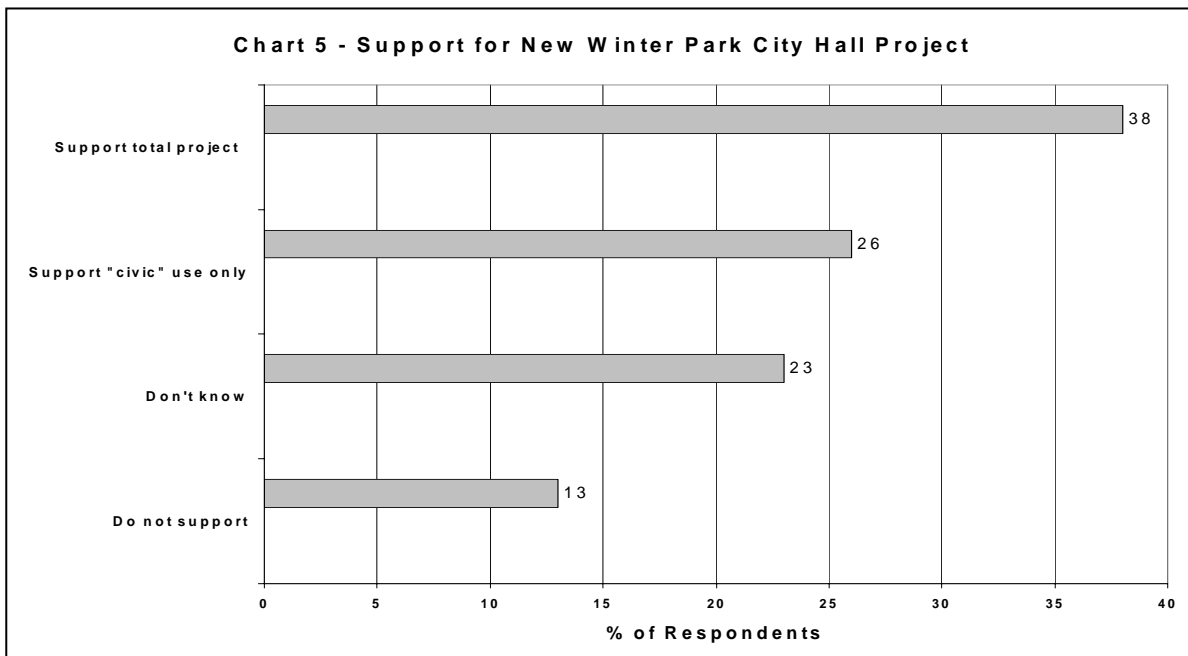
4. Opinion about Downtown Development

Half of respondents (52%) feel that the new development projects in and around downtown Winter Park are “good for the city and will improve the quality and ambience of downtown.” One in five (19%) feel that the proposed changes are “bad for the city and will erode the quality and ambience of downtown.”



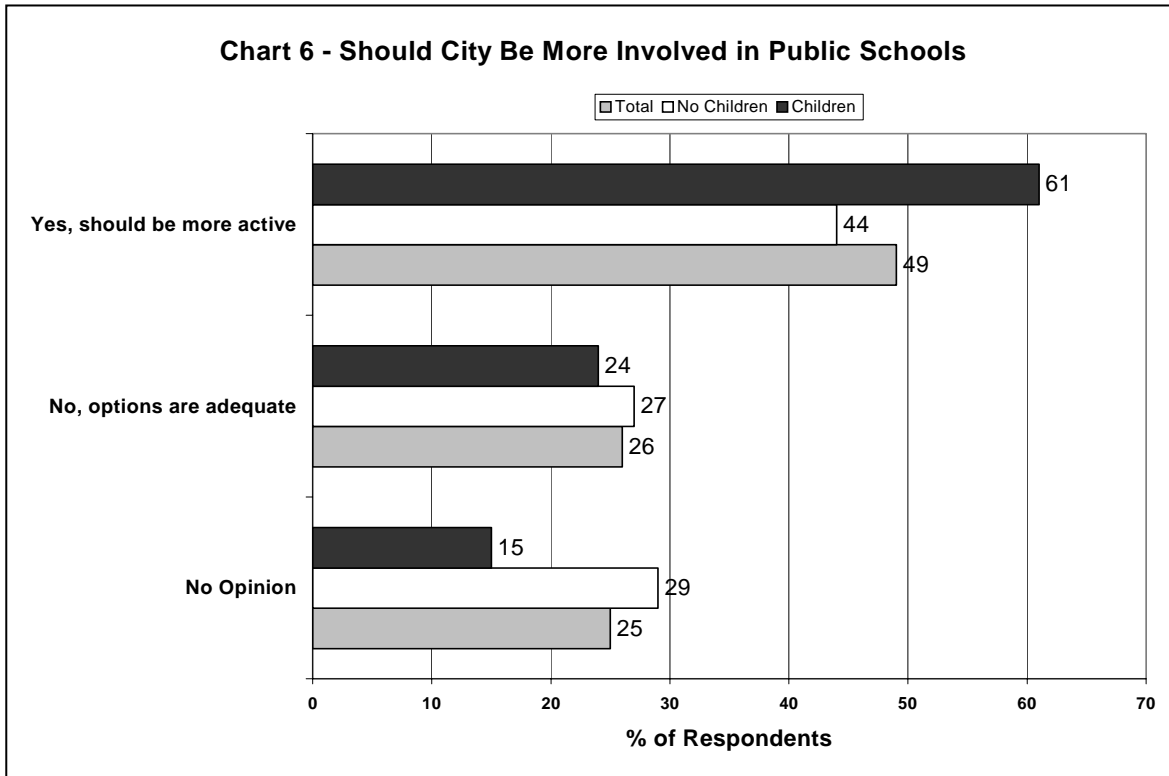
5. Opinion about City Hall Project

Four in ten respondents (38%) support a new City Hall that “maximizes private development and reduces the public cost.” One in four (26%) think a new City Hall should “remain civic and not include retail or residential components.”



6. Public School Involvement

Half (49%) of respondents want the city to take “a more active role in providing additional public school options.” Respondents with children (61%) felt even more so.



7. Condition of Parks and Facilities

Respondents think most city parks and facilities are in good repair, but would like improvements made to several, including Mead Garden (19%), Kraft Azalea Gardens (13%), Cady Way Park (11%) and Cady Way Pool Complex (10%).

8. Types of Improvement Needed

Areas needing the most improvement in city parks/facilities according to respondents are grass/landscaping (27%), overall cleanliness (16%), parking availability (15%) and restroom availability (14%). A park-by-park summary is on page 11.

Chart 7 - Parks/Facilities Needing Improvement

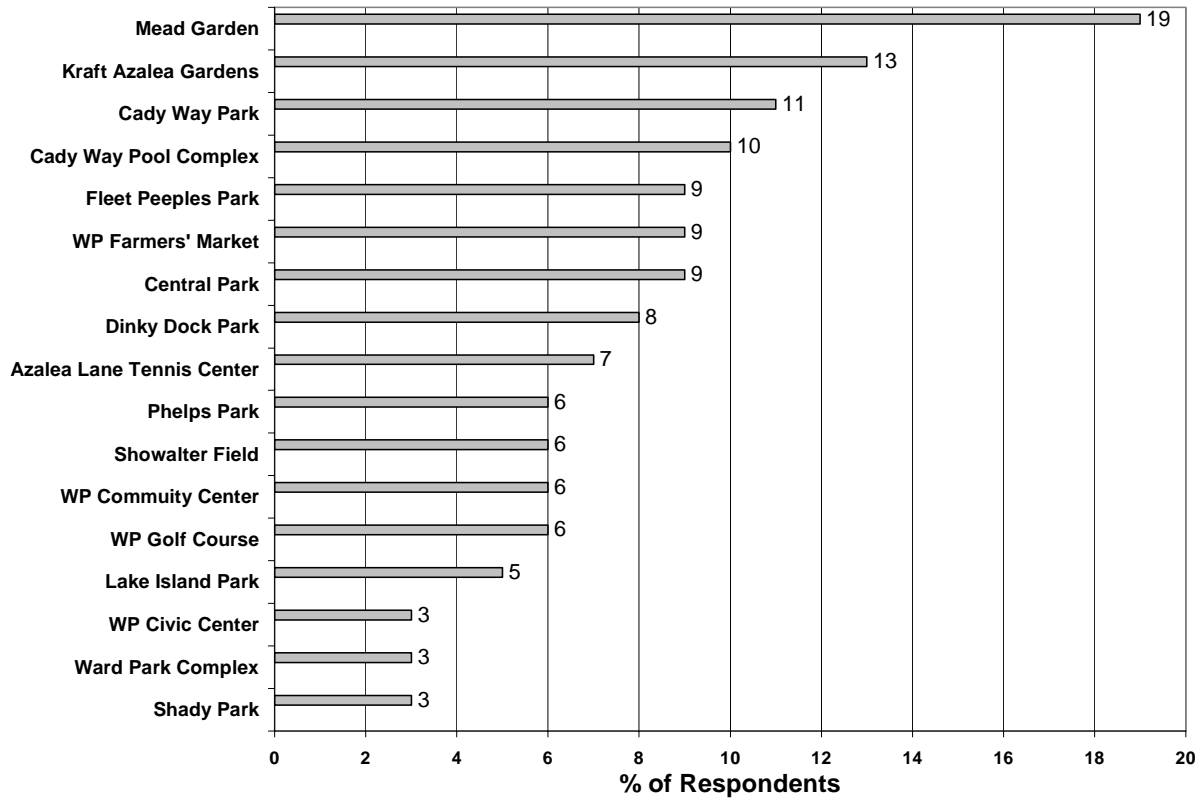
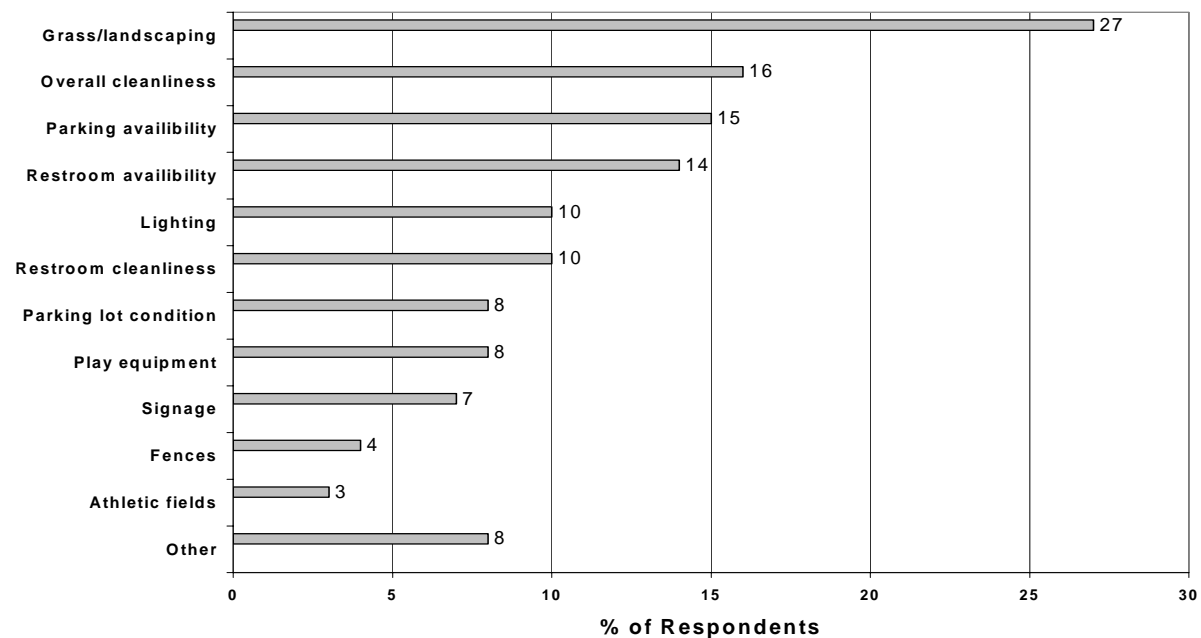


Chart 8 - Types of Improvements Needed



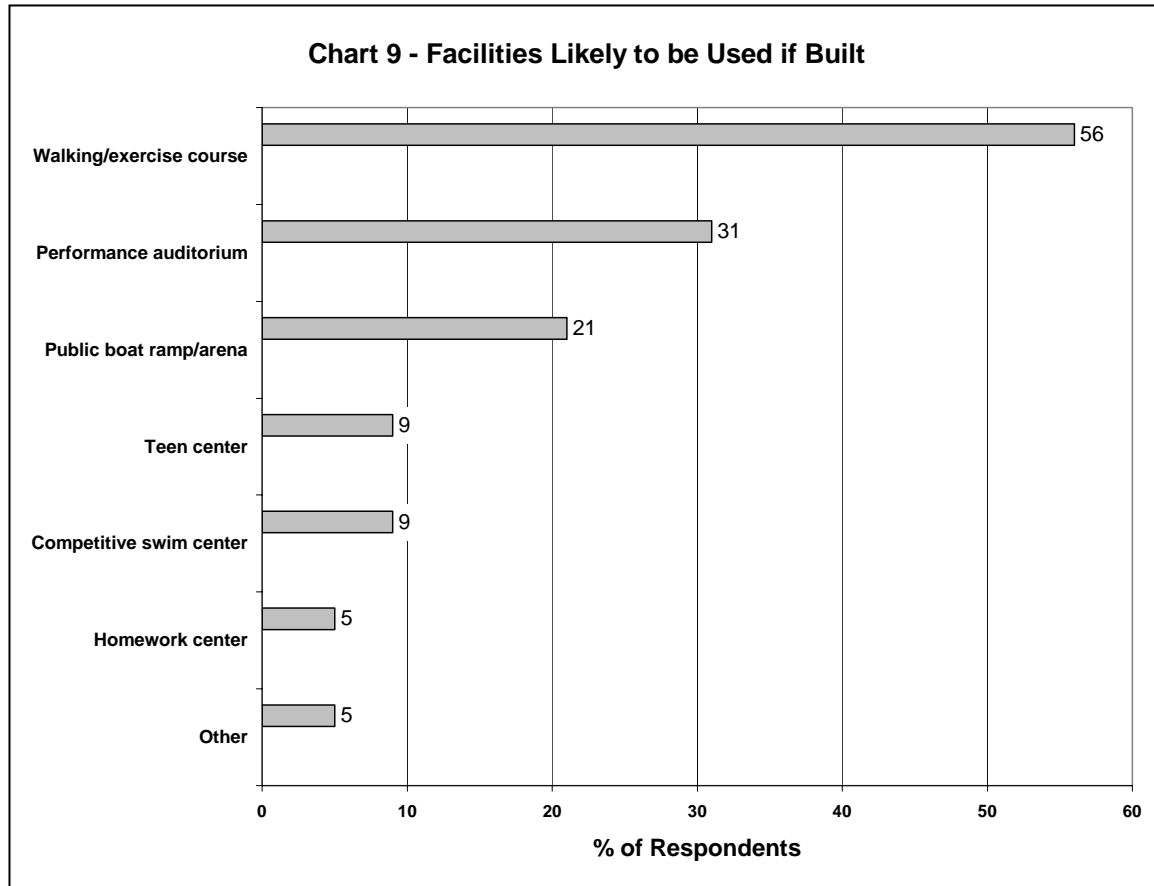
Individual Park/Facility Summary

Park/Facility	Type Improvement	# Mentions
Azalea Lane Tennis Center	Grass/landscaping	5
	Overall cleanliness	5
Cady Way Park	Grass/landscaping	10
	Overall cleanliness	8
Cady Way Pool Complex	Overall cleanliness	10
	Grass/landscaping	8
	Parking lot condition	7
Central Park	Restroom availability	12
	Grass/landscaping	9
	Parking availability	6
Dinky Dock Park	Parking availability	6
Fleet Peeples Park	Grass/landscaping	15
	Restroom availability	10
	Overall cleanliness	9
	Fences	6
Kraft Azalea Gardens	Grass/landscaping	19
	Overall cleanliness	8
	Parking availability	6
	Parking lot condition	6
Lake Island Park	Grass/landscaping	6
Mead Garden	Grass/landscaping	49
	Overall cleanliness	29
	Restroom availability	10
	Restroom cleanliness	10
	Parking lot condition	7
	Lighting	7
	Fences	7
	Signage	7
	Play equipment	7
Phelps Park	Grass/landscaping	9
Showalter Field	Grass/landscaping	6
Winter Park Community Center	Parking availability	6
Winter Park Farmers' Market	Parking availability	6
Winter Park Golf Course/CC	Grass/landscaping	5

9. Interest in New Public Facilities

Over half of respondents (56%) indicated they would be likely to use a walking trail/exercise course if it were built. Also of interest are a performance auditorium (31%) and a public boat ramp/arena (21%).

Suggestions for additional recreational/cultural programs that respondents would like to see the city provide are listed on pages V. 12-15.



10. Use of City Communication Tools

Winter Park Update (76%) and the Calendar of events (68%) are the most regularly used city communication tools. One in four respondents regularly use the city's Web site.

The most useful features of the newly redesigned Web site are the City Departments (14%) and Event Listings (12%). Over half of respondents (55%) indicated they do not use the city's Web site at all for information.

Chart 10 - Communication Tools Used Regularly

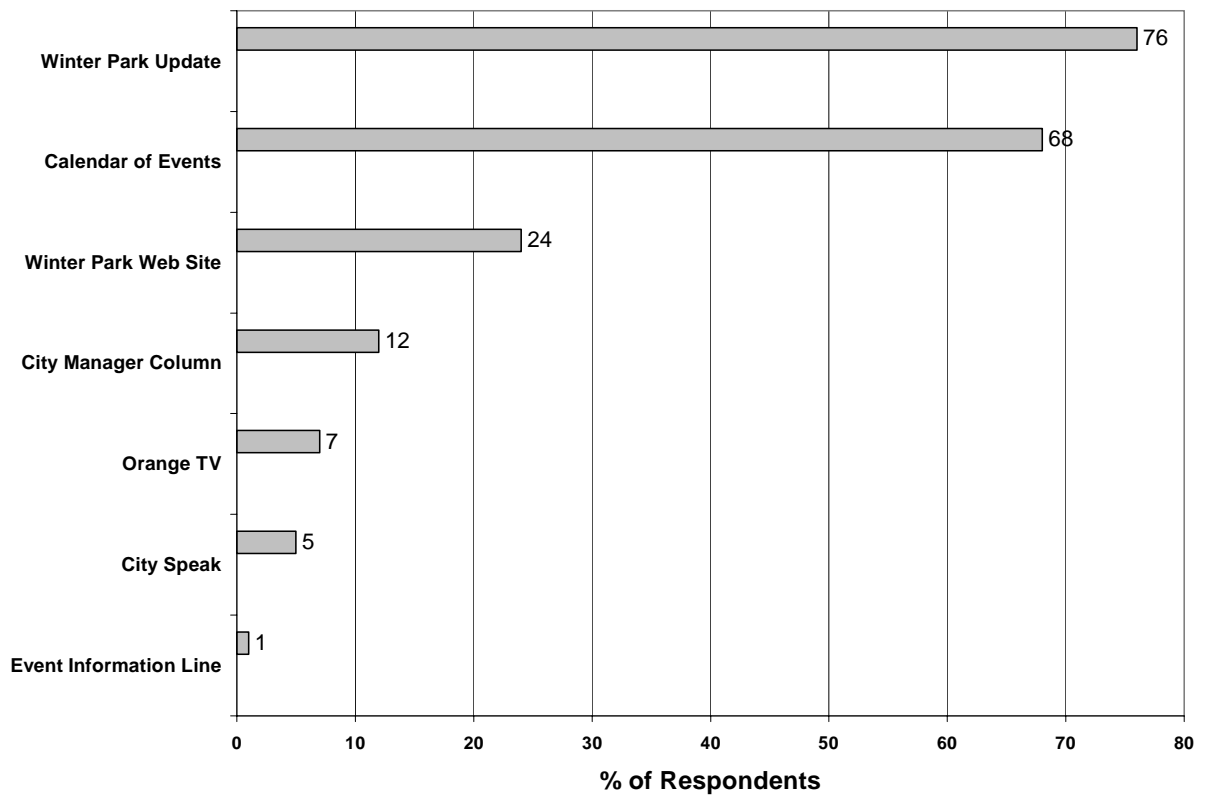
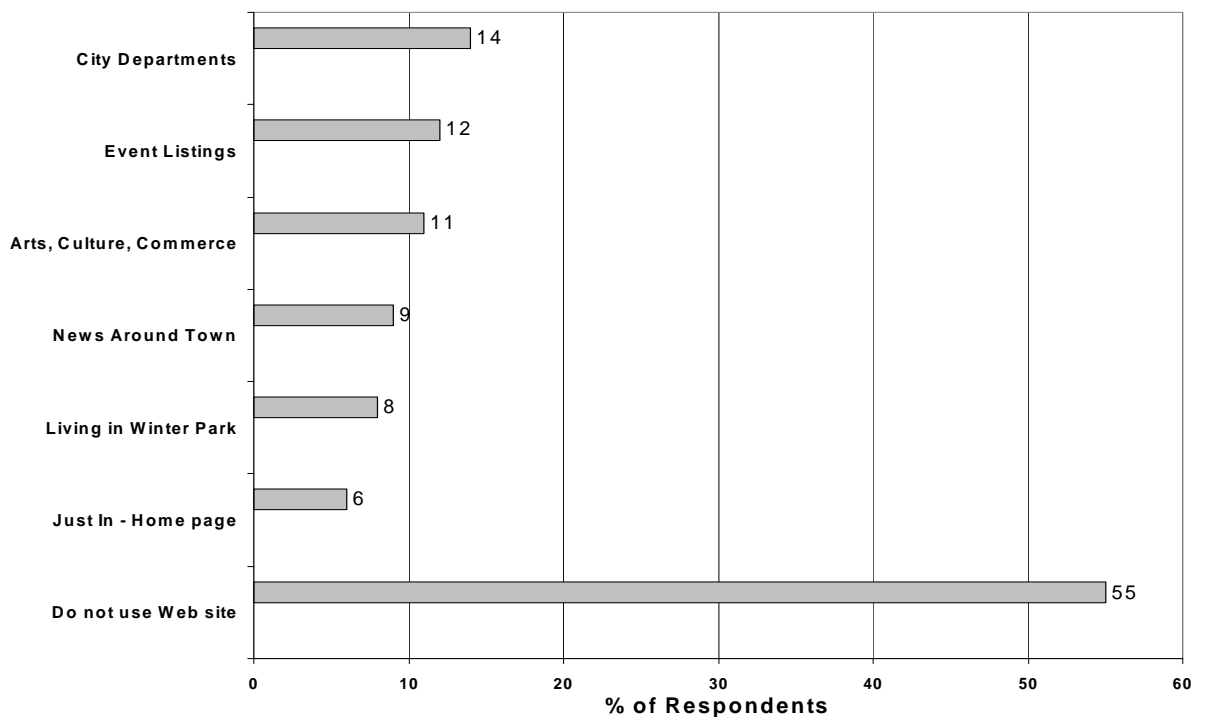
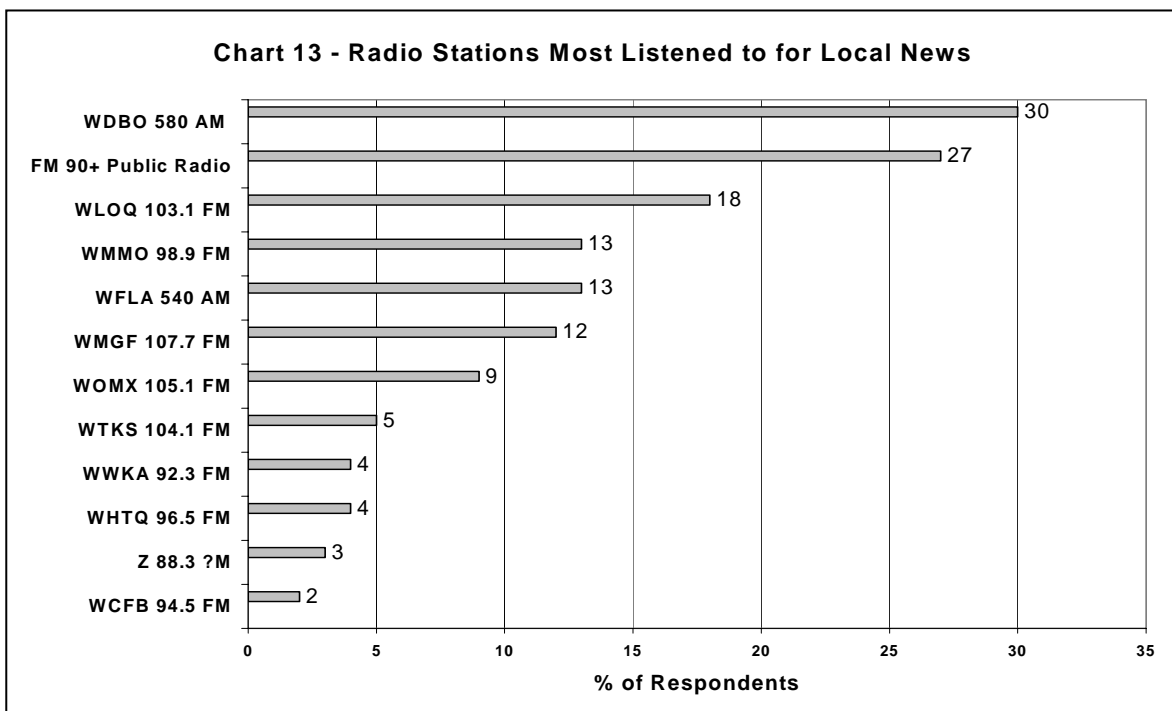
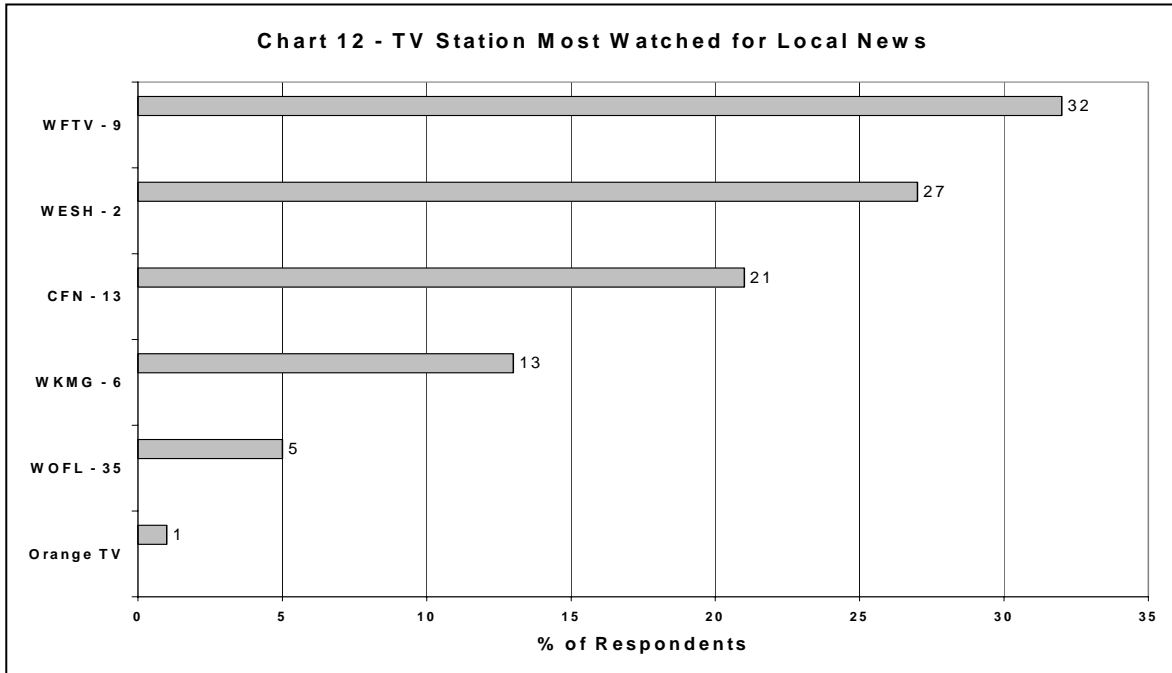


Chart 11 - Useful Features of Winter Park Web Site



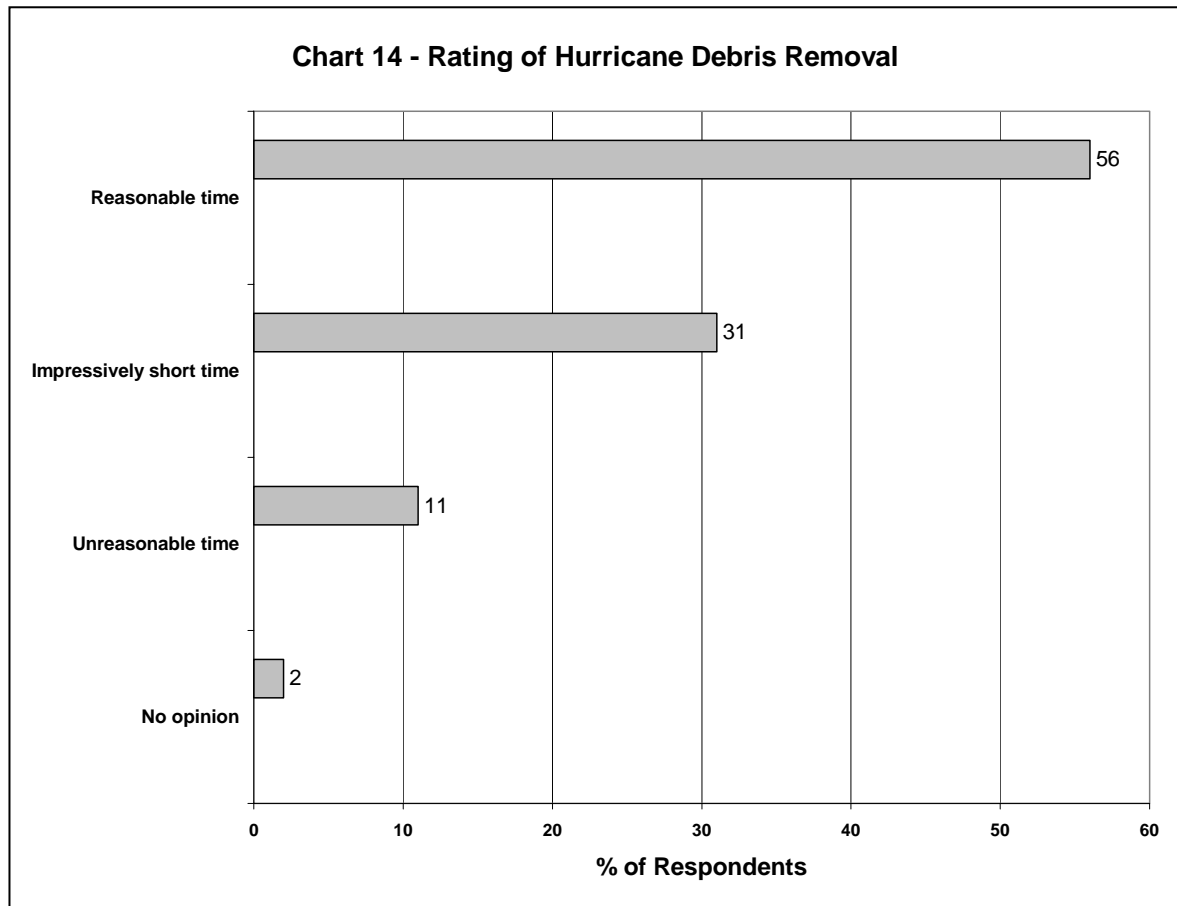
11. Most Watched Television/Radio Stations

WFTV Channel 9 (32%), WESH Channel 2 (27%) and CFN 13 (21%) are the most watched television stations for local news updates. WDBO 580 AM (30%), FM 90+ Public Radio (27%) and WLOQ 103.1 FM (18%) are the most listened to radio stations for local news updates.



12. Hurricane Debris Removal

Nearly nine in ten respondents (88%) said that following last year's hurricanes, streets were cleared and debris was removed in either an "impressively short" or "reasonable" amount of time. The highest ratings for street clearing and debris removal came from the Southwest area of Winter Park



13. Restoration of Services

Nearly eight in ten respondents (79%) said that following last year's hurricanes, restoration of services was accomplished in a "very prompt" or "reasonable" amount of time. The highest ratings for restoration of services came from the Southwest area of Winter Park.

Chart 15 - Rating of Services Restoration

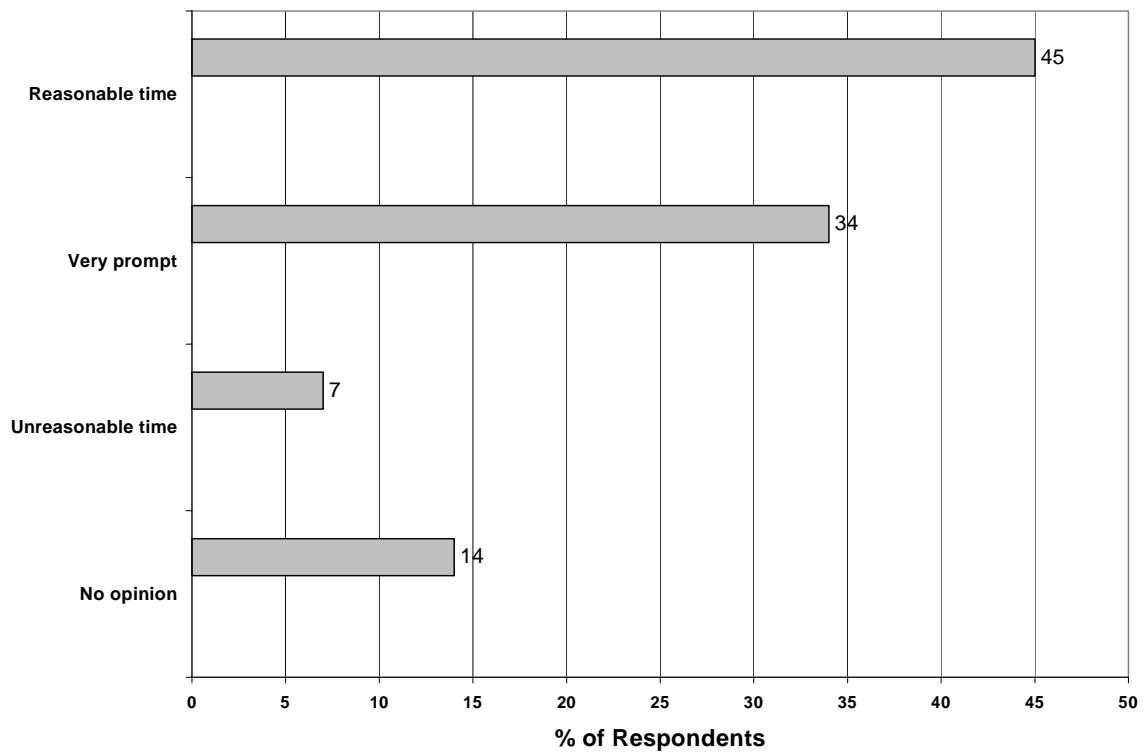
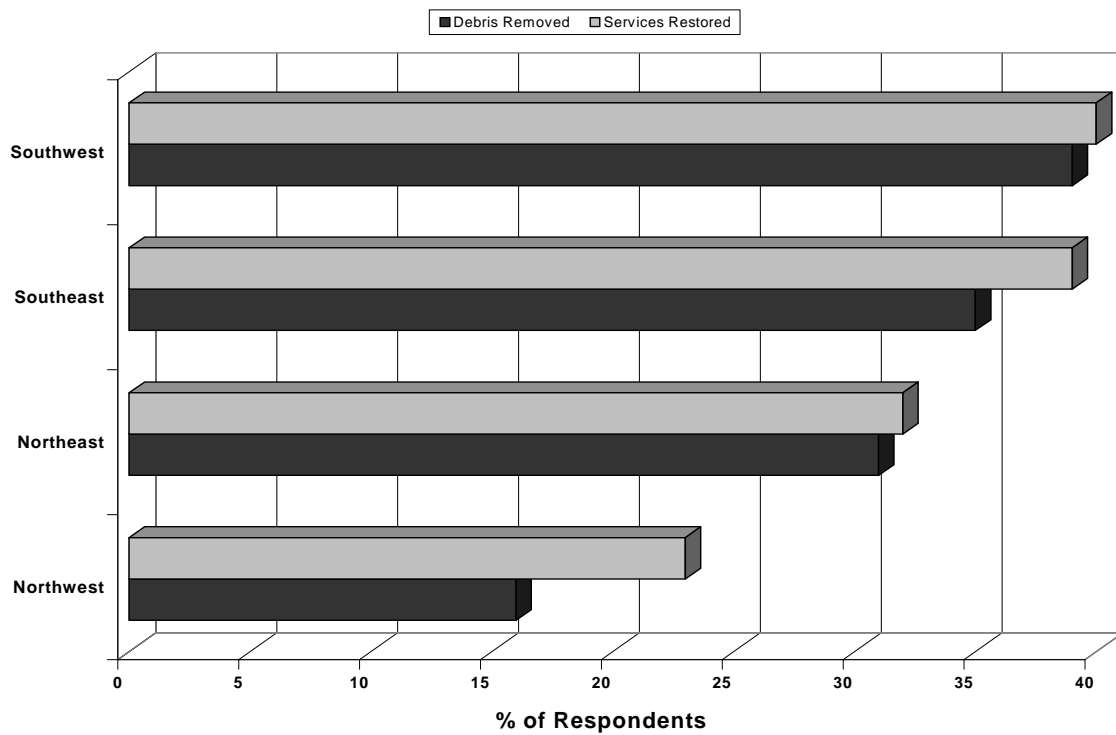
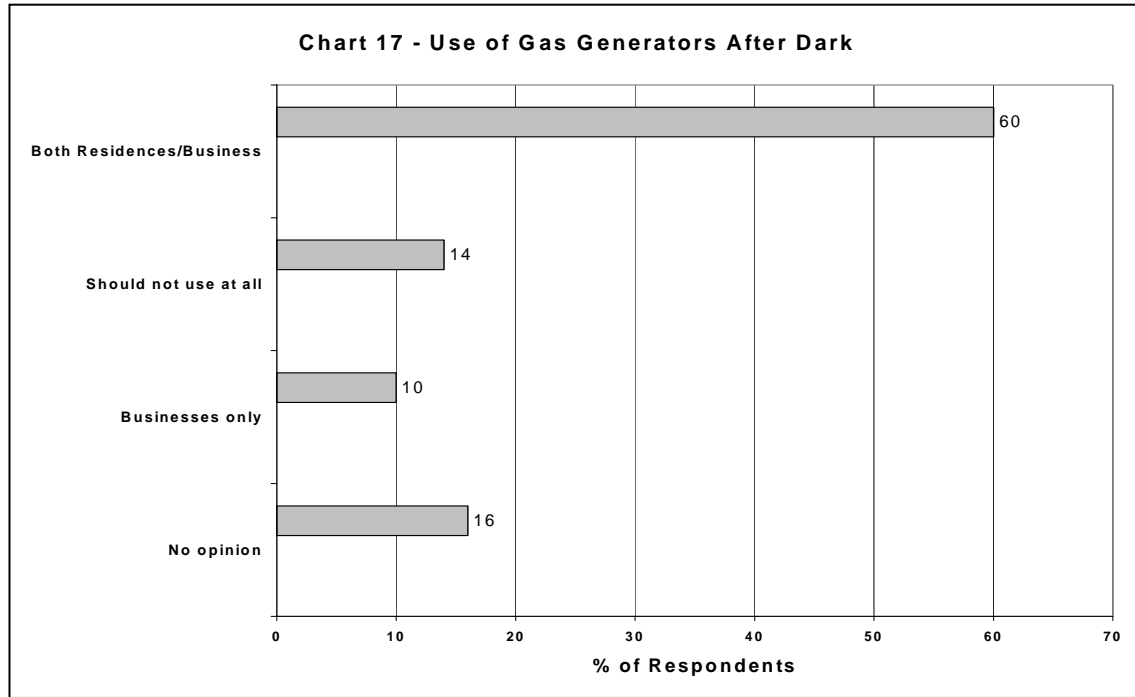


Chart 16 - "Very Prompt" Response to Hurricane Damage



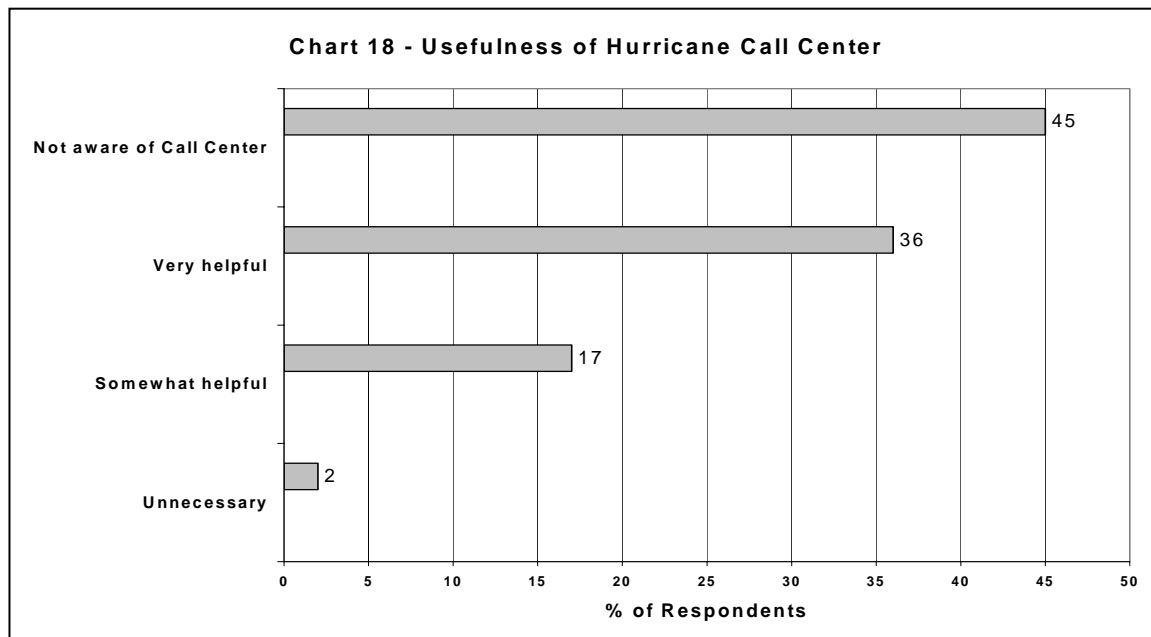
14. Use of Gas Generators After Dark

Six in ten respondents (60%) feel that the use of gas-powered generators after dark is “essential” for both residences and businesses.



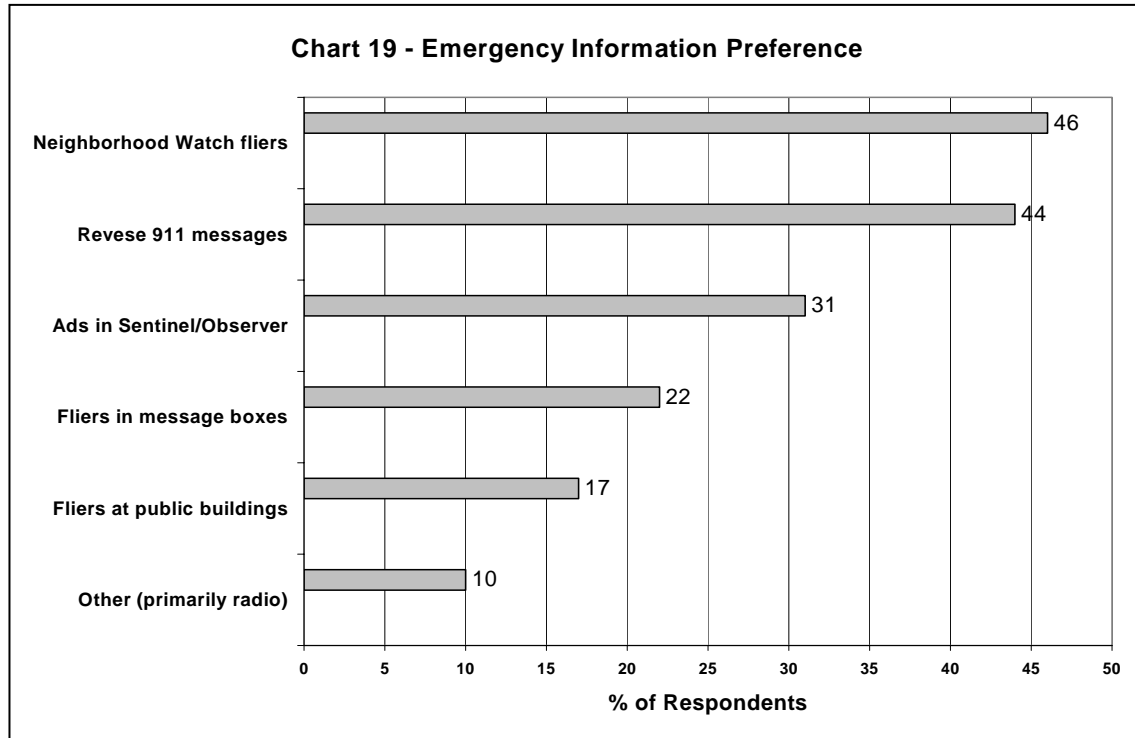
16. Usefulness of 24- Hour Call Center

Over half of respondents (53%) feel that the city’s 24-hour Call Center providing hurricane information was either very or somewhat helpful. Almost half (45%) did not know the service existed.



17. Preferences for Emergency Information

If electric power is unavailable following a hurricane or other disaster, respondents would like to receive information from a variety of source, including fliers distributed by Neighborhood Watch (46%), reverse 911 telephone messaging system (44%) and information ads placed in the *Orlando Sentinel* and the *Winter Park-Maitland Observer* (31%).



18. Suggestions for Hurricane Preparation

Respondents have a variety of suggestions for the City of Winter Park to better prepare for future hurricanes, including:

- Trim/remove dying trees
- Bury power/utility lines
- Increase staff during hurricane season
- Distribute preparedness information/seminars
- Set up more ice/water/food/shower locations
- Pray

See pages V. 19-25 for a complete listing of suggestions.

19. Additional Information Requests

Respondents requested a variety of subjects they would like more information about from the City of Winter Park, including:

- Downtown/economic development
- Planning/zoning/annexations
- City Council meetings/agendas
- City sponsored events/activities
- Electric power/undergrounding update
- Street repair/closings
- Mass transportation

See pages V. 27-28 for a complete listing of information requests.

IV. Survey Letter

OFFICE OF THE MAYOR
Kenneth "Kip" Marchman

CITY OF WINTER PARK
401 Park Avenue South
Winter Park, Florida
32789-4386
P 407.599.3234
F 407.599.3436
www.cityofwinterpark.org

June 3, 2005

Dear Winter Park Resident:

Two years ago, the city sent a survey to a random sample of Winter Park households, many of whom requested that we conduct a survey on an annual basis. Please take a few moments to complete the enclosed survey. Your input will help us make continuing improvements to our city.

The city is embarking on an exciting future with a number of key projects, including the development of a new City Hall. Your input is invaluable to us as we go forward.

Please return your completed questionnaire in the postage-paid envelope before Friday, June 17. All responses will be strictly confidential and will only be used in conjunction with those of your fellow citizens for the purpose of this survey.

If you return your completed survey by the deadline above, with your permission, we will enter your name in a drawing to win an exciting prize package. The package will include special gifts from Winter Park businesses. To be eligible for the drawing, please fill out your name, telephone number, and e-mail address in the space provided at the end of the survey.

If you have any questions about the enclosed survey, please feel free to contact the city directly at 407-599-3506.

Thank you in advance for your valuable assistance.

Sincerely,

Kenneth "Kip" Marchman
Mayor

V. Tabular Results

Following is a tabular depiction of the responses to each survey question. Some percentages are calculated based on the number of respondents and others are based on the total number of answers to multiple response questions.

Note: For questions 3, 9,10,11,13,14,15,16, 21 and 28 some answers appear in the tabulation more than once and need to be added together for an actual total.

7/5/2005

1. How long have you been a resident of Winter Park?

296	47.74%	20 years or more
124	20.00%	3 - 9 years
116	18.71%	10 - 19 years
84	13.55%	Less than 3 years

2. In comparison to other cities I have lived or spent a significant amount of time in, the level of service Winter Park provides its residents is:

310	50.65%	Better than most
150	24.51%	Comparable to most
118	19.28%	The best by far
19	3.10%	No opinion
15	2.45%	Less than most

3. To improve the quality of life in Winter Park, I would like to see the city allocate more resources to...

347	26.80%	Upgrading the condition of the streets
210	16.22%	Increasing maintenance/beautification of city parks, street medians and rights- of-way
179	13.82%	Other
170	13.13%	Increasing police patrols in neighborhoods★
149	11.51%	Increasing bike paths★
106	8.19%	Expanding safe-ways to schools
64	4.94%	Widening major sidewalks★
62	4.79%	More sidewalk coverage★
2	0.15%	Increasing maintenance/beautification of city parks, street medians and rights- of-way
1	0.08%	Expanding safe-ways to schools
1	0.08%	Increasing bike paths★
1	0.08%	Increasing police patrols in neighborhoods★
1	0.08%	More sidewalk coverage★
1	0.08%	Other
1	0.08%	Widening major sidewalks★

★ Double entries. Add together for actual total.

7/5/2005

4. Where additional sidewalk coverage needed?

15	19.23%	
2	2.56%	
1	1.28%	.
1	1.28%	17/92 area.
1	1.28%	17/92 from Orange Ave. to Lee Rd..
1	1.28%	Alberta and Courtland.
1	1.28%	All neighborhoods.
1	1.28%	All streets need sidewalks.
1	1.28%	Aloma Avenue
1	1.28%	Along Aloma - Courtland to New England.
1	1.28%	Annexed neighborhoods.
1	1.28%	Azalea Lane.
1	1.28%	Brechin Dr.
1	1.28%	Carolee Ln.
1	1.28%	Curbs on
1	1.28%	Curbs on Detmar.
1	1.28%	Denning and Sunnyside
1	1.28%	Denning between Beloit and Solana.
1	1.28%	Dommerich Hills.
1	1.28%	East Palmer.
1	1.28%	Elm Ave.
1	1.28%	Fairbanks.
1	1.28%	Fawsett Rd.
1	1.28%	Fix cracks - Osceola Ct.
1	1.28%	Fix existing sidewalks.
1	1.28%	Glencoe Rd.
1	1.28%	Glenridge (Quail Hollow).
1	1.28%	Glenridge/Old Winter Park Rd.
1	1.28%	Harris Circle.
1	1.28%	Holt from McIntyre to Penn.
1	1.28%	Juanita Rael - sidewalk to Enzian.
1	1.28%	Keep
1	1.28%	Killamey area.
1	1.28%	Killamey Point.
1	1.28%	Lake Sue area
1	1.28%	Lakefront Blvd.
1	1.28%	Lakemont.
1	1.28%	McIntyre Ave. (600 block) to Holt.
1	1.28%	Mead Garden subdivision - 17/92 to Denning.
1	1.28%	Mead Gardens
1	1.28%	Mizel and Phelps.

7/5/2005

1	1.28%	N. Park Ave.
1	1.28%	North Park Ave.
1	1.28%	Overlook Road
1	1.28%	Palmer
1	1.28%	Palmer - both sides.
1	1.28%	Palmer Ave.
1	1.28%	Park Ave.
1	1.28%	Park Grove
1	1.28%	Park/Keyes/New York.
1	1.28%	Parking on one side of Pansy Ave.
1	1.28%	Place Verdun
1	1.28%	Protective devices at bus stops along Aloma.
1	1.28%	S. Denning between Orange Ave. and RR tracks.
1	1.28%	Streets east of Lakemont.
1	1.28%	Summerfield
1	1.28%	Temple Terrace between Lakemont and Madeline
1	1.28%	Traffic control on Kimbrace/Dunraven.
1	1.28%	Turner Rd. north of Lee.
1	1.28%	Venetian Way
1	1.28%	Walnut between Lakemont and Phelps.
1	1.28%	Widen sidewalk between Morse Blvd. between Park and 17/92.
1	1.28%	Windsor Dr.

7/5/2005

5. Other priorities.

6	2.53%	Underground power lines.
3	1.27%	Cut-through traffic.
3	1.27%	No more brick streets.
3	1.27%	Underground power lines.
2	0.84%	Bury power lines.
2	0.84%	Cut through traffic.
2	0.84%	Tree maintenance.
2	0.84%	Underground power.
2	0.84%	Underground utilities.
1	0.42%	Add 2 clay tennis courts to Cady Way Park.
1	0.42%	Add blinking lights to 4- way stops.
1	0.42%	Add street medians on Lee Rd. between I-4 and 17-92.
1	0.42%	Allow all WP residents to access city power grid.
1	0.42%	Aloma Ave. is terribly unsafe.
1	0.42%	Barnes and Noble close to Lakemont/Aloma.
1	0.42%	Beautification of street medians...Horatio/Via Tuscany/Venitian Way.
1	0.42%	Beautify and expand waterways.
1	0.42%	Better communication from city to residents. Phone number to call for power outages. Hire proof readers for city newsletters.
1	0.42%	Better control/enforcement of barking dogs and other nuisance animals.
1	0.42%	Better management of cut-through traffic.
1	0.42%	Better tree trimming program in Orwin Manor.
1	0.42%	Bicycle/foot patrols to get to know residents.
1	0.42%	Bike path from Cady Way to Park Ave.
1	0.42%	Bike paths are too narrow, unsafe.
1	0.42%	Blacktop over miserable bricks.
1	0.42%	Blind intersection at Yorkshire/Lakemont.
1	0.42%	Boats parked in yards.
1	0.42%	Bonita Drive is horrible to drive on.
1	0.42%	Brick Holt Ave.
1	0.42%	Brick more streets.
1	0.42%	Brick paving of WP Road and Penn. is a pain.
1	0.42%	Brick roads are too rough.
1	0.42%	Brick streets are an abomination.
1	0.42%	Brick streets are awful.
1	0.42%	Brick streets are horrendous. Preservation of green space.
1	0.42%	Brick streets are horrible.
1	0.42%	Brick streets are rough, noisy and unsafe.
1	0.42%	Brick streets are too rough. 4 - way stop at Virginia/Canton doesn't meet FDOT standards. Poor visibility at Garden/Orlando and Morse/Virginia.
1	0.42%	Brick streets. Taxes.
1	0.42%	Bricking of streets has been a complete waste of time/tax payer money.

7/5/2005

1	0.42%	Bricks on Penn. are horrible. City gateways are unattractive. Detmar Park looks abandoned.
1	0.42%	Bricks on Penn. are too rough.
1	0.42%	Bring houses up to code.
1	0.42%	Bury electric lines.
1	0.42%	Bury power lines.
1	0.42%	Bury power lines. Better street lights on Palmer.
1	0.42%	Business development.
1	0.42%	Calming devices are a joke. Brick streets cause damage. Gay road is dangerous.
1	0.42%	Cameras at major intersections for red light runners. More brick streets.
1	0.42%	Cameras at red lights. Speeding on Aloma. Stop overbuilding. High speed rail.
1	0.42%	Cameras to ticket red light runners. Control speeders.
1	0.42%	Cars parked on front lawns.
1	0.42%	Central Park - add benches.
1	0.42%	Change traffic flow on one way streets. Brick streets in bad shape (Hibiscus).
1	0.42%	Changing old street signs.
1	0.42%	City maintenance program is terrible.
1	0.42%	Clean up Fairbanks Ave. between I-4 and 17/92.
1	0.42%	Clean up lakes.
1	0.42%	Clean up sub-division.
1	0.42%	Code enforcement.
1	0.42%	Commuter rail. More events.
1	0.42%	Condition of 9th Grade Center. Intersection of Fairbanks and Penn.
1	0.42%	Condition of new brick streets.
1	0.42%	Control overnight parking on streets.
1	0.42%	Create unique gateways to city/parks.
1	0.42%	Curb replacement. Hurricane clean-up.
1	0.42%	Curbs on Henkel Circle.
1	0.42%	Curbs, broken sidewalks. Fix bumpy streets. Stop constructing rough brick streets.
1	0.42%	Do not use 2225 Howard Dr. as a park.
1	0.42%	Don't brick any more streets. Bury power lines.
1	0.42%	Don't like brick streets.
1	0.42%	Don't turn off water without alerting resident.
1	0.42%	Eliminate roundabouts.
1	0.42%	Eliminate speed traps on Trisman.
1	0.42%	Eliminate water runoff from streets into our small pond.
1	0.42%	Enforce code violations. Speeding in residential neighborhoods. Bus stops in bad locations. Weeds on golf course and in parking lot of train station.
1	0.42%	Enforce pruning of shrubs back from sidewalks.
1	0.42%	Enforce yard clean-up
1	0.42%	Enough skilled labor to handle outages.
1	0.42%	Existing streets are in terrible condition...ruining our cars. Small lakes are neglected and overgrown.
1	0.42%	Fairbanks Ave. congestion. Clean up lakes.

7/5/2005

- | | | |
|---|-------|---|
| 1 | 0.42% | Fix potholes. |
| 1 | 0.42% | Get bikers, joggers off streets and onto walkways. No more brick streets. |
| 1 | 0.42% | Get rid of brick roads. Remove tree stumps. |
| 1 | 0.42% | Get rid of brick streets. |
| 1 | 0.42% | Get rid of brick streets. Skunk vine from Mead Garden. |
| 1 | 0.42% | Getting power lines underground. |
| 1 | 0.42% | Help schools. |
| 1 | 0.42% | Hire more code enforcement. Too much emphasis on shops and not for people to live. |
| 1 | 0.42% | I-4 corridor by Fairbanks is awful/run down. |
| 1 | 0.42% | Impact of growth on traffic (Baldwin Park). |
| 1 | 0.42% | Improve 17/92 corridor and image. Limit size of homes. Enforce set backs. Include Mead Garden in Winter Park school district. |
| 1 | 0.42% | Improve condition of parks. |
| 1 | 0.42% | Improve driver license facility. |
| 1 | 0.42% | Improve landscaping at public medians. |
| 1 | 0.42% | Improve quality of landscaping. |
| 1 | 0.42% | Improve street lighting in older neighborhoods. |
| 1 | 0.42% | Improve water drainage on Venitian Way. |
| 1 | 0.42% | Improve water quality of lakes. |
| 1 | 0.42% | Increase lake quality. Increase size of downtown park. Add commercial rail line. |
| 1 | 0.42% | Increase parking for Park Ave. |
| 1 | 0.42% | Increase police patrols on West side. |
| 1 | 0.42% | Increase traffic enforcement. |
| 1 | 0.42% | Increased traffic. |
| 1 | 0.42% | Increasing utility bills. |
| 1 | 0.42% | Keep 8 story building height. |
| 1 | 0.42% | Keep Lake Howell Creek routinely maintained. |
| 1 | 0.42% | Lake Howell/Pine Ave. and Spruce Ave./Lakemont need upgrading. |
| 1 | 0.42% | Lake protection around new developments. |
| 1 | 0.42% | Lamp posts. |
| 1 | 0.42% | Less brick streets. Fix potholes. Underground utilities. |
| 1 | 0.42% | Less brick streets. Public safety. |
| 1 | 0.42% | Less bricking of streets. |
| 1 | 0.42% | Library expansion. |
| 1 | 0.42% | Light rail. |
| 1 | 0.42% | Lighting tennis courts at Phelps Park. |
| 1 | 0.42% | Limit development. |
| 1 | 0.42% | Lower cost for tennis courts. |
| 1 | 0.42% | Maintain brick streets. |
| 1 | 0.42% | Maintain city trees. |
| 1 | 0.42% | Make streets more accomodating to bicycles...add lanes, signage. |
| 1 | 0.42% | Marine patrol on Lake Killarney. |

7/5/2005

1	0.42%	More access to public lakes. Commuter rail. Replace fallen trees.
1	0.42%	More affordable rental housing.
1	0.42%	More community sponsored social events.
1	0.42%	More flexibility in yard waste pick-up.
1	0.42%	More green space.
1	0.42%	More landscaping near WP Village/Denning.
1	0.42%	More money for the library. Less brick streets.
1	0.42%	More parks, less residential/commercial development.
1	0.42%	More public access and facilities on lakes - boat kayak rentals.
1	0.42%	More shade for side walks.
1	0.42%	More street lights on darker streets like Goodrich Ave.
1	0.42%	More street lights on West side.
1	0.42%	More streetlights in Brookshire Heights area.
1	0.42%	More traffic control by police.
1	0.42%	New power company.
1	0.42%	No more brick roads.
1	0.42%	Not bricking streets.
1	0.42%	Over crowding with condos downtown. Check damaged homes.
1	0.42%	Overbuilding ruining small town atmosphere.
1	0.42%	Overzealous police officers.
1	0.42%	Parking.
1	0.42%	Pedestrian crossing button at Whitehall/Lakemont.
1	0.42%	Prevent on street parking of lawn maintenance and service vehicles.
1	0.42%	Provide notice when spraying pesticides in Ward Park and Mead Garden.
1	0.42%	Public restrooms in C. Park.
1	0.42%	Purchase more land for open space/parks.
1	0.42%	Put lights on power poles around Lake Knowles.
1	0.42%	Quality of Design Board.
1	0.42%	Quit replanting oak trees. Brick roads.
1	0.42%	Rapid transit.
1	0.42%	Red light runners at major intersections.
1	0.42%	Reduce cut-through traffic. Slow traffic, especially on Palmer.
1	0.42%	Reduce speed on Aloma Ave.
1	0.42%	Reduce traffic flow on residential streets, especially Sunnyside.
1	0.42%	Reevaluate annexation.
1	0.42%	Removal of stumps and replacement of trees.
1	0.42%	Remove brick streets from Penn. Enforce red lights. Reduce taxes.
1	0.42%	Remove brick streets.
1	0.42%	Remove traffic calming devices.
1	0.42%	Repaint faded crosswalks. Keep sidewalks free of debris.
1	0.42%	Repair brick streets on Via Tuscany/Bonita. Speeding on Horatio/Via Tuscany. Homeowners should clean their walks. Schools need help/funding.

7/5/2005

1	0.42%	Repair existing sidewalks.
1	0.42%	Repairing brick streets.
1	0.42%	Repave city streets still damaged from hurricanes (Dunblane Dr.)
1	0.42%	Replace damaged trees.
1	0.42%	Replace streets on Grove terrace/Hall.
1	0.42%	Replant trees.
1	0.42%	Retime lights at pedestrian crossing on Fairbanks.
1	0.42%	Save the park on Lk. Maitland.
1	0.42%	Sidewalk repair, street lights, blind corner (Shepherd Ave.)
1	0.42%	Skate park.
1	0.42%	Smooth out brick streets - Lake Sue Dr. Close Park Ave. to traffic on Sat. and Sun. Baldwin Park tragedy. Crime/vandals along Cady Way.
1	0.42%	Smooth out brick streets.
1	0.42%	Speed bumps in neighborhoods. Repair Penn. on west side
1	0.42%	Speeding on Trismen/Osceola.
1	0.42%	Speeding vehicles on Penn.
1	0.42%	Speeding/cut-through traffic on Howard and Glenridge.
1	0.42%	Standardize new retro style street signs/lamp posts.
1	0.42%	Stop bricking streets.
1	0.42%	Stop bricking streets...they're terrible.
1	0.42%	Stop building.
1	0.42%	Stop installing brick streets.
1	0.42%	Stop red light runners.
1	0.42%	Stop signs at Phelps/Mizel.
1	0.42%	Stop turning city over to developers..growth puts strain on services. Stop bricking streets.
1	0.42%	Street drainage.
1	0.42%	Street drainage. Pavement repairs.
1	0.42%	Street lights on Lindenwood Ln.
1	0.42%	Street lights on side streets in Lakemont area.
1	0.42%	Street lights.
1	0.42%	Street repairs (Penn. Ave. between Morse and Capen is full of potholes.)
1	0.42%	Streetslights on Oakhurst.
1	0.42%	Support for Park Ave. merchants. Market city on regional, national, international level.
1	0.42%	Support the library.
1	0.42%	Timely pick up of trash.
1	0.42%	Too much growth.
1	0.42%	Total beautification plan for city.
1	0.42%	Traffic calming devices. Cut-through streets.
1	0.42%	Traffic control (Lakemont and Glenridge).
1	0.42%	Traffic control on Phelps between Palmer and Aloma.
1	0.42%	Traffic light at Aloma/Jo-Al-Ca. More parking for Park Ave. Remove weeds at East Cove of Lake Osceola.
1	0.42%	Traffic light regulation-timing.

7/5/2005

1	0.42%	Traffic on 17/92.
1	0.42%	Traffic/speeding in residential neighborhoods.
1	0.42%	Tree maintenance. Bury electric lines.
1	0.42%	Tree maintenance. Sidewalk repair.
1	0.42%	Trim city trees.
1	0.42%	Underground power and cable. Maintain/plant trees.
1	0.42%	Underground power grid. Repair broken curbs (Via Merano Ct.)
1	0.42%	Underground wires.
1	0.42%	Undreground utilities.
1	0.42%	Uneven brick streets.
1	0.42%	Walkways over major streets like 17/92.
1	0.42%	We don't need brick streets.
1	0.42%	What police patrols?
1	0.42%	Why brick some streets while others are in disrepair?
1	0.42%	Widen Glenridge.
1	0.42%	Widen Palmer Ave.
1	0.42%	Winter Park taxes are too high.

6. How safe do you feel living in Winter Park today compared with five years ago?

325	53.10%	Neither more nor less safe
111	18.14%	Somewhat safer
73	11.93%	Did not live in Winter Park five years ago
49	8.01%	Much safer
48	7.84%	Somewhat less safe
6	0.98%	Much less safe

7. Over the past year the city has approved several new projects in and around downtown, including offices, condominiums, retail space and a hotel/spa. These projects will increase the number of people living, working and shopping in downtown Winter Park and allow the city to achieve other objectives like strengthening Park Avenue and expanding Central Park. Which one of the following statements best expresses your opinion about development in downtown Winter Park?

312	52.00%	I believe the proposed changes are good for the city and will improve the quality and ambiance of downtown Winter Park.
172	28.67%	I cannot envision what the impact of the proposed projects will be on downtown and reserve judgment at this time.
116	19.33%	I believe the proposed changes are bad for the city and will erode the quality and ambiance of downtown Winter Park.

8. Winter Park's existing city hall is now over 40 years and functionally outdated. The City is seeking to bring in a private partner to redevelop the existing city hall property providing for a new city hall, a parking structure and some private development. This approach reduces the amount citizens would pay for the new city hall development. Which one of the following statements best expresses your opinion about this project?

225	37.69%	I support a new city hall that maximizes private development and reduces the public cost for the project as much as possible.
153	25.63%	A new city hall should remain "civic" and should not include retail or residential components.
138	23.12%	I do not have enough information about this project and reserve judgment at this time.
81	13.57%	I do not believe a new city hall is needed at this time and would not support any increase in taxes to provide for one.

7/5/2005

9. Which city parks or facilities do you think need improvement?

237	22.30%	No opinion/None of these
116	10.91%	Mead Garden
78	7.34%	Kraft Azalea Gardens
66	6.21%	Cady Way Park
63	5.93%	Cady Way Pool Complex *
57	5.36%	Fleet Peoples Park
56	5.27%	Winter Park Farmers' Market
54	5.08%	Central Park *
52	4.89%	Dinky Dock Park
42	3.95%	Azalea Lane Tennis Center
40	3.76%	Phelps Park
39	3.67%	Showalter Field
38	3.57%	Winter Park Community Center
37	3.48%	Winter Park Golf Course and Country Club
29	2.73%	Lake Island Park
20	1.88%	Winter Park Civic Center
19	1.79%	Ward Park/Little League Complex
18	1.69%	Shady Park
1	0.09%	Cady Way Pool Complex *
1	0.09%	Central Park *

* Add together for
actual total

7/5/2005

10. For the one city park or facility you think needs the most improvement, please indicate which areas need improvement.

168	20.56%	Grass/landscaping
101	12.36%	Overall cleanliness
95	11.63%	Parking availability
87	10.65%	Restroom availability
63	7.71%	Lighting
63	7.71%	Restroom cleanliness
49	6.00%	Other
48	5.88%	Play equipment
47	5.75%	Parking lot condition
40	4.90%	Signage
27	3.30%	Fences
20	2.45%	Athletic fields
2	0.24%	Lighting
2	0.24%	Parking lot condition
1	0.12%	Grass/landscaping
1	0.12%	Overall cleanliness
1	0.12%	Parking availability
1	0.12%	Restroom availability
1	0.12%	Signage

11. Which, if any, of the following public facilities would you or members of your family be likely to use if the city were to build them?

(344)	40.90%	Walking/exercise course *	* 347 total
193	22.95%	Performance auditorium	
130	15.46%	Public boat ramp/marina	
56	6.66%	Teen center	
53	6.30%	Competitive swimming center	
31	3.69%	Other	
29	3.45%	Homework center	
(3)	0.36%	Walking/exercise course *	
1	0.12%	Homework center	
1	0.12%	Teen center	

7/5/2005

12. What additional recreational/cultural programs would you like to see the city provide?

- | | | |
|---|-------|---|
| 2 | 1.46% | More concerts in central Park. |
| 1 | 0.73% | Add 2 clay tennis courts to Cady Way Park. |
| 1 | 0.73% | Add a Visitor's Center. More concerts, films, festivals in Central Park. Partner with Rollins to promote/expand arts and cultural events. |
| 1 | 0.73% | Adult day care center. Music other than classical in Central Park. |
| 1 | 0.73% | Adult ed classes - cooking, music, language, travel. Use Glenridge gym for public basketball/volleyball. |
| 1 | 0.73% | Alternative sports park - bikes, skateboards, in line-skates. Outdoor amphitheater for concerts. |
| 1 | 0.73% | Amphitheater for big name events. |
| 1 | 0.73% | Art in public places. |
| 1 | 0.73% | Art museum - art festival winners. |
| 1 | 0.73% | Art museums to compliment festival. |
| 1 | 0.73% | Arts and entertainment (e.g., Annie Russel Theater) |
| 1 | 0.73% | Arts, arts, arts. |
| 1 | 0.73% | Auditorium for quality concerts. |
| 1 | 0.73% | Better designated bike trails. |
| 1 | 0.73% | Better recreation year around. Community Center is too old and not big enough for the community. |
| 1 | 0.73% | Big bands and plays at Civic Center. |
| 1 | 0.73% | Bike lanes on all city streets. |
| 1 | 0.73% | Bike path expansion. |
| 1 | 0.73% | Blues/jazz concerts in the park.history/art museums. Larger library. |
| 1 | 0.73% | BMX skate park. |
| 1 | 0.73% | Boat rentals. |
| 1 | 0.73% | Boating access to Lake Killarney. |
| 1 | 0.73% | Bowling on the green. |
| 1 | 0.73% | Boys and Girls Clubs for dancing. |
| 1 | 0.73% | Canoe rentals, sailing lessons at Dinky Dock. Osceola Lodge tours. Purchase/preserve McKean property. |
| 1 | 0.73% | Children. |
| 1 | 0.73% | Children's playground. |
| 1 | 0.73% | Children's programs. Arts and crafts. |
| 1 | 0.73% | Children's swim area, horseback riding, canoeing. More outdoor music/theater. |
| 1 | 0.73% | Children's swimming/gymnastics. |
| 1 | 0.73% | City does an excellent job. |
| 1 | 0.73% | Classical concerts |
| 1 | 0.73% | Community center for the East side. |
| 1 | 0.73% | Community meeting rooms. Move music/theater festivals. |
| 1 | 0.73% | Community theraputic pool for disabled. Art lessons for teens. Drama/theater for teens. |
| 1 | 0.73% | Covered picnic tables and benches. |
| 1 | 0.73% | Daytime performances. |
| 1 | 0.73% | Disco. |

7/5/2005

1	0.73%	Do not spend money on any - not the job of government.
1	0.73%	Dog play area.
1	0.73%	Dogs welcome on Park Ave. Music till midnight on Park Ave.
1	0.73%	Don't touch Central Park.
1	0.73%	Enzian on Park Ave. Help businesses on Park Ave.
1	0.73%	Enzian theater to act as magnet for downtown.
1	0.73%	Enzian theater.
1	0.73%	Enzian theater. Art gallery.
1	0.73%	Evening concerts.
1	0.73%	Exercise programs. Computer tutorial programs. Affordable dance education.
1	0.73%	Expand activities at library.
1	0.73%	Expand library.
1	0.73%	Expand park offerings...concerts/movies.
1	0.73%	Food vendors in parks. More lake access for swimming, boating and outdoor dining.
1	0.73%	Greater support of existing programs...Rollins, museums, churches, other non-profits.
1	0.73%	Gym and rec fields.
1	0.73%	Homework mentoring center.
1	0.73%	Ice rink.
1	0.73%	Improve existing ones.
1	0.73%	Interconnected bike trails.
1	0.73%	It's not the city's job to provide entertainment.
1	0.73%	Jazz festival. Flower festival. Street party. Wine tasting. Dinner in Central Park. Auto auction in Lake Island Park.
1	0.73%	Keep Cady Way pool open longer.
1	0.73%	Keep Phelps Park open after dark.
1	0.73%	Kid friendly tennis.
1	0.73%	Larger library.
1	0.73%	Library services by phone.
1	0.73%	Maintain existing parks and facilities.
1	0.73%	Make Azalea Lanes a full rec center. More parking for library.
1	0.73%	More activities for kids. More events at library.
1	0.73%	More activities in C. Park.
1	0.73%	More art festivals/music in C. Park.
1	0.73%	More bicycle paths.
1	0.73%	More bike paths near Park Ave.
1	0.73%	More bike paths.
1	0.73%	More concerts. Move Enzian here.
1	0.73%	More dog friendly facilities.
1	0.73%	More facilities for children.
1	0.73%	More family events.
1	0.73%	More for children - theater, library.
1	0.73%	More live theater.

7/5/2005

1	0.73%	More movie nights, concerts, auto shows in Central Park and Lake Island Park.
1	0.73%	More music at night in Central Park.
1	0.73%	More music in the park.
1	0.73%	More outdoor concerts in a larger venue than Central Park.
1	0.73%	More parking downtown.
1	0.73%	More picnic tables.
1	0.73%	More public access to lakes.
1	0.73%	More senior activities
1	0.73%	More soccer fields.
1	0.73%	More symphony concerts.
1	0.73%	More tennis courts.
1	0.73%	More updated playgrounds. Senior Center.
1	0.73%	More with Morse and Rollins.
1	0.73%	More YMCA open to public at reasonable costs.
1	0.73%	Movies/jazz in the park. More nightlife.
1	0.73%	Multi-cultural activities for children.
1	0.73%	Music conservatory.
1	0.73%	Music festival in Central Park. Free movies. in Civic Center.
1	0.73%	Network to coordinate volunteer jobs for teens.
1	0.73%	New Howell Branch Park.
1	0.73%	None - we have too many parks.
1	0.73%	Olympic size swimming pool for laps.
1	0.73%	Open gun range to public.
1	0.73%	Outdoor activities. Music/movies in park. Community dances.
1	0.73%	Outdoor arena in C. Park.
1	0.73%	Outdoor cafe in Central Park with free Internet coverage.
1	0.73%	Plant more trees along bike paths.
1	0.73%	Programs for poor.
1	0.73%	Programs that utilize existing facilities.
1	0.73%	Public access to city lakes (Berry, Killamey).
1	0.73%	Public boat ramps. Summer camp opportunities. After hours concerts. Central Park activities.
1	0.73%	Public swimming pool in Blue Jacket Park.
1	0.73%	Quit thinking of ways to increase our taxes.
1	0.73%	Recreation activities for youth.
1	0.73%	Reduce taxes.
1	0.73%	Resume Railroad Rambles.
1	0.73%	Return Art Festival concert to Friday night.
1	0.73%	Running, biking, walking trail on West side/through downtown.
1	0.73%	Senior Citizen Center (Lake Island bldg.)
1	0.73%	Senior club with activities.
1	0.73%	Senior meeting/activities/library/health educ. center.
1	0.73%	Senior softball leagues/field.

7/5/2005

1	0.73%	Small parks along lakes.
1	0.73%	Soccer/sports fields at old Glenridge school.
1	0.73%	Stop building.
1	0.73%	Swimming lessons.
1	0.73%	Theater/performing arts.
1	0.73%	Utilize park bandshell - no new facility is needed. Make Park Ave. a pedestrian mall with local shows, plays, music.
1	0.73%	Walk for dogs.
1	0.73%	Water Park
1	0.73%	Welcome center.
1	0.73%	Wheelchair paths.
1	0.73%	Winter Park Art Center.
1	0.73%	Winter Park play house for theater.
1	0.73%	Year-long support for local artists. More environmentally sensitive park maintenance.
1	0.73%	YMCA for pre-school age.
1	0.73%	YMCA. Recreation for seniors. Bingo.

13. Which, if any, of the following official City of Winter Park communication tools do you regularly read, watch or access for information?

476	38.39%	Winter Park Update - bi-monthly newsletter
422	34.03%	Calendar of Events and articles inserted in utility bills ★
146	11.77%	Winter Park Web site - www.cityofwinterpark.org ★
69	5.56%	City Manager's column - in the Winter Park-Maitland Observer ★
41	3.31%	Orange TV - government access cable channel 9 ★
40	3.23%	None of the above
27	2.18%	CitySpeak - free electronic information service offered on Web site ★
7	0.56%	Event information line 407-599-3682
3	0.24%	Calendar of Events and articles inserted in utility bills ★
3	0.24%	City Manager's column - in the Winter Park-Maitland Observer ★
3	0.24%	CitySpeak - free electronic information service offered on Web site ★
2	0.16%	Orange TV - government access cable channel 9 ★
1	0.08%	Winter Park Web site - www.cityofwinterpark.org ★

★ all together
for actual totals.

7/5/2005

14. Which features of the newly redesigned Web site www.cityofwinterpark.org do you find most useful?

341	46.08%	Do not use city Web site www.cityofwinterpark.org for information
90	12.16%	Departments (city departments)
73	9.86%	Event Listings on homepage
70	9.46%	Arts, Culture and Commerce (museums, events, things to do)
54	7.30%	News Around Town (press releases, newsletters)
49	6.62%	Living in Winter Park (education, maps, neighborhoods)
38	5.14%	"Just In" section on the home page (road closures, what's new)
14	1.89%	Other
4	0.54%	Event Listings on homepage
3	0.41%	Living in Winter Park (education, maps, neighborhoods)
3	0.41%	News Around Town (press releases, newsletters)
1	0.14%	Arts, Culture and Commerce (museums, events, things to do)

* Add double entries
for actual totals

15. Which ONE local television do you MOST watch for local news updates?

192	28.11%	WFTV Channel 9
165	24.16%	WESH Channel 2
128	18.74%	CFN Channel 13
75	10.98%	WKMG Channel 6
59	8.64%	None of the above
30	4.39%	WOFL Channel 35
10	1.46%	WFTV Channel 9
7	1.02%	Orange TV (Brighthouse Cable) Channel 9
6	0.88%	WESH Channel 2
6	0.88%	WKMG Channel 6
4	0.59%	CFN Channel 13
1	0.15%	None of the above

* Add double entries for
actual total

7/5/2005

★ 16. Which THREE local radio station(s) do you MOST listen to for local news updates?

168	18.73%	FM 90+ Public Radio
162	18.06%	WDBO 580 AM ★
101	11.26%	WLOQ 103.1 FM
78	8.70%	WFLA 540 AM
76	8.47%	WMMO 98.9 FM
75	8.36%	WMGF 107.7 FM
56	6.24%	WOMX 105.1 FM
30	3.34%	WTKS 104.1 FM
27	3.01%	WDBO 580 AM ★
22	2.45%	WWKA 92.3 FM
21	2.34%	WHTQ 96.5 FM
16	1.78%	Z 88.3
12	1.34%	WCFB 94.5 FM
10	1.11%	WLOQ 103.1 FM
7	0.78%	106.7
6	0.67%	WUCF
5	0.56%	Rollins 91.5
5	0.56%	WMMO 98.9 FM
4	0.45%	740 The Team
3	0.33%	105.9
3	0.33%	WHTQ 96.5 FM
3	0.33%	WWKA 92.3 FM
2	0.22%	101.1
2	0.22%	WCFB 94.5 FM
2	0.22%	WTKS 104.1 FM
1	0.11%	WFLA 540 AM

★ Add multiple entries for actual total

17. The recent hurricanes left streets blocked and rights-of-way loaded with trees that had been blown down. Which of the following statements best represents your opinion of the city's removal of the hurricane debris?

347	56.42%	Streets were cleared and debris removed in a reasonable amount of time
192	31.22%	Streets were cleared and debris removed in an impressively short period of time
63	10.24%	It took an unreasonable amount of time to clear the streets and remove the debris
13	2.11%	No opinion

18. The hurricanes caused over 100 water main breaks and interrupted service to many residents. Which of the following statements best represents your opinion of the city's restoration of this service?

275	44.86%	Accomplished in a reasonable amount of time
210	34.26%	Very prompt given the amount of damage
85	13.87%	No opinion
43	7.01%	Took an unreasonable amount of time

7/5/2005

19. During a major power outage caused by a natural disaster/emergency, how do you feel about the use of gas-powered generators after dark?

362	60.13%	Gas-powered generators are essential for residences and businesses
97	16.11%	No opinion
81	13.46%	Gas-powered generators are noisy and dangerous and should not be used
62	10.30%	Gas-powered generators are essential for businesses only

20. Following each hurricane the city staffed a call center on a 24-hour basis to provide a way for residents to report problems, ask questions and find out about locations where the city was providing water and ice. I found this service to be:

272	45.26%	I was not aware the city was providing this service
214	35.61%	Very helpful
105	17.47%	Somewhat helpful
10	1.66%	Unnecessary

* 21. How would you like to receive information during a hurricane or other disaster if electric power is unavailable?

283	26.95%	Informational fliers distributed by Neighborhood Watch
263	25.05%	Reverse 911 telephone messaging system (recorded calls from City to residents with pertinent information)
184	17.52%	Informational ads placed in the Orlando Sentinel and the Winter Park Observer
134	12.76%	Informational fliers placed for pick up in strategically located "message" boxes
104	9.90%	Informational fliers posted outside of public buildings
62	5.90%	Other
9	0.86%	Reverse 911 telephone messaging system (recorded calls from City to residents with pertinent information)
8	0.76%	Informational ads placed in the Orlando Sentinel and the Winter Park Observer
1	0.10%	Informational fliers distributed by Neighborhood Watch
1	0.10%	Informational fliers placed for pick up in strategically located "message" boxes
1	0.10%	Other

* Multiple entries
Add together for
actual total.

7/5/2005

22. To be better prepared, what should the city do before the next hurricane season?

19	5.85%	Trim trees.
10	3.08%	Underground power lines.
7	2.15%	Bury power lines.
6	1.85%	Underground utilities.
4	1.23%	Pray.
3	0.92%	Trim trees. Bury power lines.
2	0.62%	Bury electric lines.
2	0.62%	City did an excellent job.
2	0.62%	Trim the trees.
1	0.31%	A lighting system.
1	0.31%	Adopt 311 system for non-emergency calls. Require residents to keep trees trimmed. Move all power and communication lines underground.
1	0.31%	Aggressive tree pruning
1	0.31%	Agreements with other non-Florida utility companies to respond to potential outages.
1	0.31%	Announce places to get help in advance.
1	0.31%	Assess/remove trees. Have pumps available for low areas.
1	0.31%	Assign emergency personnel for specific tasks before and after hurricanes.
1	0.31%	Back up generators for all lift stations.
1	0.31%	Backup crews.
1	0.31%	Be alert.
1	0.31%	Be better prepared and visit all areas right after storm.
1	0.31%	Be more concerned about residents.
1	0.31%	Be more prepared.
1	0.31%	Be prepared.
1	0.31%	Be ready with outside help.
1	0.31%	Be sure lift stations have working generators. Water and traffic control plans.
1	0.31%	Begin burying power lines.
1	0.31%	Begin to place power lines underground.
1	0.31%	Better promotion of available services.
1	0.31%	Better tree maintenance throughout the year. Advise citizens of shelters throughout the year. Hurricane preparedness classes from Jan. - June.
1	0.31%	Build up staff. Have better plan for trash pick-up.
1	0.31%	Bury electric cables.
1	0.31%	Bury electric lines area by area.
1	0.31%	Bury electric lines at major arteries first.
1	0.31%	Bury electric lines. Preventative maintenance on water mains.
1	0.31%	Bury electric lines. Trim more trees. Update house numbers on driveways.
1	0.31%	Bury electrical lines.
1	0.31%	Bury lines.
1	0.31%	Bury power lines asap.
1	0.31%	Bury power lines underground.
1	0.31%	Bury power lines underground.

7/5/2005

1	0.31%	Bury power lines. Better street drainage.
1	0.31%	Bury power lines. Have electrical equipment and water main supplies on hand.
1	0.31%	Bury power lines. Identify trees at risk for individual property owners.
1	0.31%	Bury power lines. Make emergency service calls local.
1	0.31%	Bury power lines. Stop planting trees below power lines.
1	0.31%	Bury power lines; evaluate oak trees; identify special needs and emergency vehicle access to elderly.
1	0.31%	Bury power/communication lines.
1	0.31%	Bury the power lines.
1	0.31%	Bury utility cables.
1	0.31%	Buy chain saws. Have debris removal contracts in place. Bury power lines.
1	0.31%	Check city owned trees carefully.
1	0.31%	Check the trees.
1	0.31%	Check trees and let homeowners know how to get assistance in trimming.
1	0.31%	City did a fantastic job.
1	0.31%	City did a great job.
1	0.31%	City did an outstanding ad.
1	0.31%	City does an excellent job.
1	0.31%	City-wide garbage pick-up.
1	0.31%	Clean drainage system.
1	0.31%	Clean drains. Stock on power supplies.
1	0.31%	Clean out trees from hurricane.
1	0.31%	Clean storm drains.
1	0.31%	Clear clogged streets.
1	0.31%	Clear out old trees. Improve street drainage.
1	0.31%	Clear out trees. Advance notice of where ice will be available.
1	0.31%	Clear stumps. Repair infrastructure...curbs/drains.
1	0.31%	Clearer information, e.g. boiling water. Use bullhorn to communicate when power is out.
1	0.31%	Community service announcements on TV. Underground power lines...particularly those serving water/sewage facilities, hospitals, grocery stores.
1	0.31%	Complete all tree trimming. Underground power lines.
1	0.31%	Concerned about city's ability to respond.
1	0.31%	Contract with OUC.
1	0.31%	Correct reoccurring problems with transformers and substations. Remove weak trees. Publicize 24-hr emergency numbers.
1	0.31%	Correct weaknesses in services/utilities.
1	0.31%	Cut back trees.
1	0.31%	Cut back trees. More electrical personnel.
1	0.31%	Cut down diseased trees.
1	0.31%	Cut down problem trees/limbs.
1	0.31%	Cut down questionable trees. Emergency electrical information.
1	0.31%	Cut hazardous limbs.
1	0.31%	Designated ice/water locations. Round the clock showers/bathrooms.

7/5/2005

1	0.31%	Do a better job restoring power to Strathaven Rd.
1	0.31%	Do not go overboard on relatively unusual events.
1	0.31%	Do not plant new trees under power lines.
1	0.31%	Don't neglect Orwin Manor.
1	0.31%	Drain down lakes to prevent flooding/sewer back-up.
1	0.31%	Eliminate old, diseased trees. Tax incentive for homeowners to clear their property of hazardous trees. Full-time crew of tree supervisors.
1	0.31%	Emergency crews standing by.
1	0.31%	Encourage use of alternative energy sources (solar).
1	0.31%	Establish emergency shelters.
1	0.31%	Fix curbs, signs, bridges. Remove tree stumps.
1	0.31%	Fix sewer system.
1	0.31%	Fix weir on Howell Branch road to prevent flooding.
1	0.31%	Food, ice, flashlights, shelters.
1	0.31%	Free hurricane preparation seminars.
1	0.31%	Get Progress Energy back.
1	0.31%	Have a plan and communicate it.
1	0.31%	Have disaster plan ready.
1	0.31%	Have early supplies of water and ice.
1	0.31%	Have electric crews ready.
1	0.31%	Have enough utility trucks/workers available.
1	0.31%	Have extra workers and equipment ready.
1	0.31%	Have ice available at central locations.
1	0.31%	Have list of reasonable rate hotels available.
1	0.31%	Have local shelters designated within neighborhoods.
1	0.31%	Have more crews available.
1	0.31%	Have people available to answer questions about power outages.
1	0.31%	Have plan in place to restore electricity.
1	0.31%	Have plan to restore electricity ready and practiced.
1	0.31%	Have sand bags prepared.
1	0.31%	Have stand-by staff ready.
1	0.31%	Have stores of ice available.
1	0.31%	Have sufficient out of state electric repair workers.
1	0.31%	Have trash clean up ready. Remove old trees.
1	0.31%	Help power company.
1	0.31%	Hunker down.
1	0.31%	Hurricane information phamplets. Location of shelters.
1	0.31%	Hurricane preparedness bulletins,
1	0.31%	Improve and clean drainage system.
1	0.31%	Inform residents of water/ice distribution locations/times by newsletter at beginnig of hurricane season. Clear up areas that caused the longest outages.
1	0.31%	Informational fliers prior to hurricanes.
1	0.31%	Informational workshops in various locations.

7/5/2005

1	0.31%	Inspect trees.
1	0.31%	Keep citizens realistically advised.
1	0.31%	Keep existing trees trimmed...remove unhealthy ones. Bury power lines.
1	0.31%	Keep trees trimmed.
1	0.31%	Keep trees trimmed. Clear drains.
1	0.31%	Keep up-to-date info on hurricanes.
1	0.31%	Let citizens know how to expect information from city.
1	0.31%	Let residents know what radio stations will be used to notify residents of status of service problems.
1	0.31%	Let us know where to get information.
1	0.31%	List repair companies available...tree removal, roof repair, etc.
1	0.31%	Loop water distribution mains. Underground power feeders.
1	0.31%	Maintain trees.
1	0.31%	Make needed repairs ahead of storms.
1	0.31%	Make sandbags more readily available.
1	0.31%	Make sure enough power company employees are available. Allow home owners to trim sick/damaged trees.
1	0.31%	Make sure there are generators available for lift stations.
1	0.31%	Make tree removal easier without hassle from city.
1	0.31%	Map of supply stations for ice, first aid, disabled/wheel chair shelters, pet shelters, food kitchens.
1	0.31%	Message boxes.
1	0.31%	Mimic Orange County's plan.
1	0.31%	More aggressive funding for urban forestry management.
1	0.31%	More courteous when answering telephone calls by residents.
1	0.31%	More drinking water available.
1	0.31%	More ice distribution. Use of city vehicles.
1	0.31%	More info on the radio.
1	0.31%	More information on shelters.
1	0.31%	New power company should be adequately equipped and manned.
1	0.31%	Open schools for showers and ice.
1	0.31%	Outlaw generators at homes. Have sites for ice pick-up throughout city.
1	0.31%	Pass out fliers to neighbors.
1	0.31%	Patrol neighborhoods.
1	0.31%	Phone # to call for info.
1	0.31%	Place power lines underground.
1	0.31%	Plan to bury power lines.
1	0.31%	Plant palms, not oak trees.
1	0.31%	Pray
1	0.31%	Prepare to restore power within 48 hours.
1	0.31%	Pre-stage emergency crews.
1	0.31%	Prevent loss of water pressure.
1	0.31%	Proactive tree trimming. Power lines underground.

7/5/2005

1	0.31%	Provide advanced info on sand/ice locations.
1	0.31%	Provide ice.
1	0.31%	Provide lots of ice.
1	0.31%	Provide water.
1	0.31%	Put workers on alert. Hire out of state help.
1	0.31%	Regular trimming schedule. Underground power lines.
1	0.31%	Relax.
1	0.31%	Rely on advice of police and fire.
1	0.31%	Remain with Progress Energy.
1	0.31%	Remind residents of hurricane rules/etiquette. Provide numbers for emergency contacts and locations where assistance is available.
1	0.31%	Remove aged trees. Make it easier to get a permit to trim trees.
1	0.31%	Remove bad trees. Keep TV news from being dramatic.
1	0.31%	Remove damaged trees.
1	0.31%	Remove dead limbs. Need more electrical personnel.
1	0.31%	Remove diseased oaks.
1	0.31%	Remove diseased trees (Elizabeth Dr.).
1	0.31%	Remove diseased trees from right of ways.
1	0.31%	Remove dying trees/limbs.
1	0.31%	Remove old oak trees.
1	0.31%	Remove tree limbs from power lines.
1	0.31%	Remove weak trees. Proceed with undergrounding.
1	0.31%	Remove/replace declining trees. Develop communication plan.
1	0.31%	Restore electricity promptly.
1	0.31%	Restore power in less than 9 days.
1	0.31%	Restore water/power as quickly as possible.
1	0.31%	Return power system to Progress Energy.
1	0.31%	Review weak trees.
1	0.31%	Run for cover.
1	0.31%	Schedule hurricane preparedness meetings. Hot line to call for info. Assign individual in each neighborhood to be primary contact for info. Bury phone lines. Provide water/ice at many locations. Allow tree trimming by owners. Open more shelters and communicate.
1	0.31%	Secure ongoing construction. Trim trees.
1	0.31%	Send out flyers with info on where you can get various supplies.
1	0.31%	Sensible tree pruning. Check drains. Start burying power lines.
1	0.31%	Set up local relief center to provide support to families other than ice/water.
1	0.31%	Speed up power restoration.
1	0.31%	Stock upon water and ice.
1	0.31%	Stockup on sand bags.
1	0.31%	Sufficient personnel.
1	0.31%	Survey for weak trees. Equip police/firefighters with chain saws.
1	0.31%	Take care of hospitals/retirement homes first.
1	0.31%	Target laurel oaks for trimming.

7/5/2005

1	0.31%	The city did an amazing job last year.
1	0.31%	The city did well.
1	0.31%	They have done well.
1	0.31%	Train police to assist with traffic flow.
1	0.31%	Tree maintenance.
1	0.31%	Trees reevaluated and trimmed.
1	0.31%	Trees! Where were the politicians during the storms?
1	0.31%	Trim and cable trees. Repairs/improvements to electrical distribution.
1	0.31%	Trim and remove trees.
1	0.31%	Trim damaged trees.
1	0.31%	Trim dangerous trees.
1	0.31%	Trim dangerous trees. Clean storm water system.
1	0.31%	Trim dead branches.
1	0.31%	Trim diseased trees.
1	0.31%	Trim existing trees and remove old/dying trees.
1	0.31%	Trim laurel oaks.
1	0.31%	Trim more trees. Allow trees on private property to be removed if damaged.
1	0.31%	Trim oak trees.
1	0.31%	Trim old trees.
1	0.31%	Trim the oaks.
1	0.31%	Trim tree canopy; permit removal of old oaks.
1	0.31%	Trim trees and encourage residents to do same.
1	0.31%	Trim trees around power lines. Underground power lines.
1	0.31%	Trim trees by power lines.
1	0.31%	Trim trees in Orwin Manor.
1	0.31%	Trim trees more regularly.
1	0.31%	Trim trees near power cables. Cut down disease trees. Plant oaks further apart.
1	0.31%	Trim trees near power lines.
1	0.31%	Trim trees near power lines.
1	0.31%	Trim trees on power lines.
1	0.31%	Trim trees over power lines.
1	0.31%	Trim trees.
1	0.31%	Trim trees.
1	0.31%	Trim trees. Assist elderly with trash removal.
1	0.31%	Trim trees. Better communication with residents.
1	0.31%	Trim trees. Bury power lines.
1	0.31%	Trim trees. Clean storm sewers.
1	0.31%	Trim trees. Clear drains. Extra help.
1	0.31%	Trim trees. Encourage citizens to prepare their own homes.
1	0.31%	Trim trees. Have storage freezers available for residents. Provide safe water bottles before hurricanes.
1	0.31%	Trim trees. Inform residents of shelter sites. Prepare sites for tree debris.

7/5/2005

1	0.31%	Trim trees. Patch streets.
1	0.31%	Trim trees. Pray.
1	0.31%	Trim trees. Promote more underground wires.
1	0.31%	Trim trees. Repair water lines.
1	0.31%	Trim trees. Stock up on supplies. Offer hot meals at central locations.
1	0.31%	Trim trees. Underground power lines.
1	0.31%	Trim trees. Underground power lines.
1	0.31%	Trim trees. Underground utilities.
1	0.31%	Trim trees. Underground utilities.
1	0.31%	Trim trees. Upgrade power lines. Clean sewers.
1	0.31%	Trim trees/branches.
1	0.31%	Trim trees; review power lines.
1	0.31%	Trim weak trees.
1	0.31%	Trim/clean trees.
1	0.31%	Trim/remove dangerous trees faster. Bury power lines. Faster code enforcement.
1	0.31%	Trim/remove dead trees.
1	0.31%	Try praying.
1	0.31%	Underground all electric, phone and cable wires.
1	0.31%	Underground electric power.
1	0.31%	Underground electrical/phone lines.
1	0.31%	Underground lines.
1	0.31%	Underground power lines, including cable and telephone.
1	0.31%	Underground power lines.
1	0.31%	Underground power lines. Plant live oaks.
1	0.31%	Underground power lines. Trim trees.
1	0.31%	Underground power/phone lines.
1	0.31%	Underground utilities asap.
1	0.31%	Underground utilities. Trim trees.
1	0.31%	Underground power lines.
1	0.31%	Use police substations like Walgreens. Repair damage. Take stumps out. Plant live oaks. Repave streets.
1	0.31%	Well done last year.
1	0.31%	Whatever it takes.
1	0.31%	Where to get emergency info. Progress report regarding water, power and street restoration.
1	0.31%	WP and Progress Energy should be applauded.
1	0.31%	WP did a wonderful job.
1	0.31%	You did good.
1	0.31%	You did the best you could.

7/5/2005

23. The City of Winter Park has historically been a strong partner with Orange County Public Schools in providing quality education for our citizens. Although our city's public schools are performing well, they are overcrowded, with numerous portable classrooms. At this time there are no plans for adding any new public schools in Winter Park. Should the City of Winter Park take a more active role in providing additional public school options for its citizens?

292	49.41%	Yes, the should take a more active role in providing additional public school options
153	25.89%	No, our current public school options are adequate
146	24.70%	No opinion

24. What is your gender?

327	53.26%	Female
287	46.74%	Male

25. What is your age?

210	34.37%	65+
186	30.44%	50 - 64
172	28.15%	35 - 49
40	6.55%	25 - 34
3	0.49%	18 - 24

26. What is your race or ethnicity?

557	91.91%	Caucasian/White
27	4.46%	African-American/Black
9	1.49%	Other
7	1.16%	Hispanic
6	0.99%	Asian

27. Do you own or rent your home?

576	94.12%	Own
36	5.88%	Rent

* 28. Do you have children in any of the following age groups living at home?

414	60.26%	No children under 21 living at home
67	9.75%	13 - 16
57	8.30%	9 - 12
57	8.30%	Under 5
50	7.28%	17 - 20
40	5.82%	5 - 8
1	0.15%	13 - 16
1	0.15%	5 - 8

* add multiple entries
for actual total.

29. In which quadrant of Winter Park do you live?

211	36.51%	Northeast (north of Fairbanks/Aloma and east of Park Avenue)
191	33.04%	Southeast (south of Fairbanks/Aloma and east of Park Avenue)
90	15.57%	Southwest (south of Fairbanks/Aloma and west of Park Avenue)
86	14.88%	Northwest (north of Fairbanks/Aloma and west of Park Avenue)

7/5/2005

30. Are there any City of Winter Park projects, issues, events, activities or programs that you would like to receive more information about?

2	2.20%	Schools.
1	1.10%	Affordable office rents.
1	1.10%	All development projects.
1	1.10%	Any outdoor/recreational events.
1	1.10%	Assistance from city for historic renovations.
1	1.10%	Beautification efforts.
1	1.10%	Before/after school programs. Childrens sports programs.
1	1.10%	Better information regarding annexation.
1	1.10%	Broadcast city hall meetings.
1	1.10%	Chamber of Commerce sponsored events.
1	1.10%	Changes in Winter Park...building, roads, annexations, etc.
1	1.10%	Children/infant programs. Extra garbage pick-ups.
1	1.10%	Children's baseball.
1	1.10%	Children's programs and activities for seniors.
1	1.10%	City does a great job.
1	1.10%	City should recognize efforts of OCPS youth at council meetings.
1	1.10%	Commuter rail.
1	1.10%	Commuter rail. Expansion of Central Park.
1	1.10%	Condo construction.
1	1.10%	Construction on DMV site.
1	1.10%	Development of downtown.
1	1.10%	Development of Glenridge School site. City Hall development. Purchase of state bldg. on Morse/Denning.
1	1.10%	Downtown development.
1	1.10%	Downtown development. Fairbanks beautification. Lake Killamey area.
1	1.10%	Economic development and beautification efforts especially alongside railroad.
1	1.10%	Electrical utilities progress.
1	1.10%	Employment opportunities.
1	1.10%	Events at high school. Fourth of July events.
1	1.10%	Events in C. Park.
1	1.10%	Events in Central Park.
1	1.10%	Events in downtown parks.
1	1.10%	Growth plans.
1	1.10%	Handicap facilities
1	1.10%	Home ownership.
1	1.10%	Homeschool programs or groups.
1	1.10%	How much do the brick streets cost?
1	1.10%	Information on proposed development in and around Central Park.
1	1.10%	Keep Azalea Lane operated by the city.
1	1.10%	Lakes and waterways (Howell Creek)

7/5/2005

1	1.10%	Land Trust
1	1.10%	Less government is better.
1	1.10%	Library activities. Cultural events at colleges. Evening shopping.
1	1.10%	Live oak project.
1	1.10%	Local development projects.
1	1.10%	Local government/property taxes.
1	1.10%	Mead Garden projects. Commuter rail.
1	1.10%	More about Commission agenda and Economic Council agenda.
1	1.10%	More advanced publicity of planned street closings/repair detours.
1	1.10%	More indepth info on electric utility. Annual report including financial info.
1	1.10%	Morse Museum. Winter Park Art Festival.
1	1.10%	Multi-family home development. Electric power management.
1	1.10%	Neighborhood get-togethers - encourage them.
1	1.10%	New building plans.
1	1.10%	New schools. Baldwin Park.
1	1.10%	Over grown yards.
1	1.10%	Parades and festivals.
1	1.10%	Parks and waterways.
1	1.10%	Planning/zoning agenda. Annexation.
1	1.10%	Planning/Zoning Board proposals.
1	1.10%	Planning/zoning.Special meetings about new construction projects.
1	1.10%	Plans to bury power lines.
1	1.10%	Pleased with access to city commissioners and mayor.
1	1.10%	Post all events/activities/programs in WP Update and Calendar.
1	1.10%	Progress on undergrounding power lines.
1	1.10%	Promote Chamber programs/events more.
1	1.10%	Rail transportation system for the county supported by Winter Park. Traffic control. Underground power lines.
1	1.10%	Replanting plan and street repavement.
1	1.10%	Sale of state property on Denning.
1	1.10%	Schedule of parades.
1	1.10%	Senior citizen center. How fire department works.
1	1.10%	Senior programs at Community Center.
1	1.10%	Sidewalk art festival.
1	1.10%	Social programs. Senior activities, dances, gatherings.
1	1.10%	Sports programs for teens/kids.
1	1.10%	Street improvements (Via Lugano)
1	1.10%	Street repair.
1	1.10%	Street repairs and closings.
1	1.10%	Tax increases.
1	1.10%	The car show.
1	1.10%	The change from Progress Energy to city.

7/5/2005

1	1.10%	Tours of the Regent.
1	1.10%	Traffic calming devices (Lakemont and Glenridge).
1	1.10%	Tree plantings.
1	1.10%	Update on sewer extension and Fairbanks corridor improvements. Building code changes and zoning updates.
1	1.10%	Waste management.
1	1.10%	Water runoff.
1	1.10%	What/who handles ADA issues for city?
1	1.10%	Winter Park High.
1	1.10%	Winter Park Village proposals.
1	1.10%	Zoning and planning.

31. Azalea Lane Tennis Center - please indicate which areas need improvement.

5	18.52%	Grass/landscaping
5	18.52%	Overall cleanliness
4	14.81%	Restroom cleanliness
3	11.11%	Other
3	11.11%	Play equipment
2	7.41%	Parking lot condition
2	7.41%	Restroom availability
1	3.70%	Fences
1	3.70%	Lighting
1	3.70%	Signage

32. Cady Way Park - please indicate which areas need improvement.

10	23.81%	Grass/landscaping
8	19.05%	Overall cleanliness
5	11.90%	Parking lot condition
5	11.90%	Play equipment
5	11.90%	Restroom cleanliness
2	4.76%	Other
2	4.76%	Restroom availability
2	4.76%	Signage
1	2.38%	Athletic fields
1	2.38%	Lighting
1	2.38%	Parking availability

7/5/2005

33. Cady Way Pool Complex - please indicate which areas need improvement.

10	23.26%	Overall cleanliness
8	18.60%	Grass/landscaping
7	16.28%	Parking lot condition
4	9.30%	Restroom cleanliness
3	6.98%	Other
3	6.98%	Play equipment
3	6.98%	Signage
2	4.65%	Parking availability
2	4.65%	Restroom availability
1	2.33%	Lighting

34. Central Park - please indicate which areas need improvement.

12	31.58%	Restroom availability
9	23.68%	Grass/landscaping
6	15.79%	Parking availability
3	7.89%	Play equipment
2	5.26%	Other
2	5.26%	Restroom cleanliness
1	2.63%	Fences
1	2.63%	Lighting
1	2.63%	Parking lot condition
1	2.63%	Signage

35. Dinky Dock Park - please indicate which areas need improvement.

6	23.08%	Parking availability
5	19.23%	Overall cleanliness
4	15.38%	Grass/landscaping
3	11.54%	Play equipment
2	7.69%	Other
2	7.69%	Restroom availability
1	3.85%	Fences
1	3.85%	Lighting
1	3.85%	Restroom cleanliness
1	3.85%	Signage

7/5/2005

36. Fleet Peoples Park - please indicate which areas need improvement.

15	21.13%	Grass/landscaping
10	14.08%	Restroom availability
9	12.68%	Overall cleanliness
8	11.27%	Other
6	8.45%	Fences
5	7.04%	Parking availability
5	7.04%	Restroom cleanliness
5	7.04%	Signage
3	4.23%	Parking lot condition
2	2.82%	Lighting
2	2.82%	Play equipment
1	1.41%	Athletic fields

37. Kraft Azalea Gardens - please indicate which areas need improvement.

19	36.54%	Grass/landscaping
8	15.38%	Overall cleanliness
6	11.54%	Parking availability
6	11.54%	Parking lot condition
4	7.69%	Lighting
4	7.69%	Restroom availability
3	5.77%	Other
2	3.85%	Signage

38. Lake Island Park - please indicate which areas need improvement.

6	28.57%	Grass/landscaping
3	14.29%	Lighting
2	9.52%	Athletic fields
2	9.52%	Play equipment
2	9.52%	Restroom availability
2	9.52%	Restroom cleanliness
1	4.76%	Other
1	4.76%	Overall cleanliness
1	4.76%	Parking availability
1	4.76%	Signage

7/5/2005

39. Mead Garden - please indicate which areas need improvement.

49	32.89%	Grass/landscaping
29	19.46%	Overall cleanliness
10	6.71%	Other
10	6.71%	Restroom availability
10	6.71%	Restroom cleanliness
7	4.70%	Fences
7	4.70%	Lighting
7	4.70%	Parking lot condition
7	4.70%	Play equipment
7	4.70%	Signage
5	3.36%	Parking availability
1	0.67%	Athletic fields

40. Phelps Park - please indicate which areas need improvement.

9	23.68%	Grass/landscaping
6	15.79%	Lighting
5	13.16%	Play equipment
4	10.53%	Overall cleanliness
3	7.89%	Athletic fields
3	7.89%	Parking availability
3	7.89%	Restroom availability
2	5.26%	Other
2	5.26%	Restroom cleanliness
1	2.63%	Fences

41. Shady Park - please indicate which areas need improvement.

2	28.57%	Play equipment
1	14.29%	Grass/landscaping
1	14.29%	Lighting
1	14.29%	Parking availability
1	14.29%	Restroom availability
1	14.29%	Signage

7/5/2005

42. Showalter Field - please indicate which areas need improvement.

6	20.00%	Grass/landscaping
5	16.67%	Athletic fields
4	13.33%	Parking availability
3	10.00%	Parking lot condition
3	10.00%	Restroom availability
3	10.00%	Restroom cleanliness
2	6.67%	Fences
2	6.67%	Signage
1	3.33%	Other
1	3.33%	Overall cleanliness

43. Ward Park/Little League Complex - please indicate which areas need improvement.

2	66.67%	Parking lot condition
1	33.33%	Restroom availability

44. Winter Park Civic Center - please indicate which areas need improvement.

2	15.38%	Lighting
2	15.38%	Overall cleanliness
2	15.38%	Parking availability
2	15.38%	Parking lot condition
2	15.38%	Signage
1	7.69%	Grass/landscaping
1	7.69%	Restroom availability
1	7.69%	Restroom cleanliness

45. Winter Park Community Center - please indicate which areas need improvement.

6	20.69%	Parking availability
5	17.24%	Overall cleanliness
4	13.79%	Lighting
3	10.34%	Restroom availability
2	6.90%	Grass/landscaping
2	6.90%	Other
2	6.90%	Parking lot condition
2	6.90%	Play equipment
2	6.90%	Restroom cleanliness
1	3.45%	Signage

7/5/2005

46. Winter Park Farmers' Market - please indicate which areas need improvement.

6	24.00%	Parking availability
4	16.00%	Restroom availability
3	12.00%	Grass/landscaping
3	12.00%	Signage
2	8.00%	Lighting
2	8.00%	Overall cleanliness
1	4.00%	Other
1	4.00%	Parking availability
1	4.00%	Parking lot condition
1	4.00%	Restroom availability
1	4.00%	Restroom cleanliness

47. Winter Park Golf Course/Country Club - please indicate which areas need improvement.

5	38.46%	Grass/landscaping
2	15.38%	Other
2	15.38%	Restroom cleanliness
1	7.69%	Athletic fields
1	7.69%	Overall cleanliness
1	7.69%	Parking availability
1	7.69%	Restroom availability