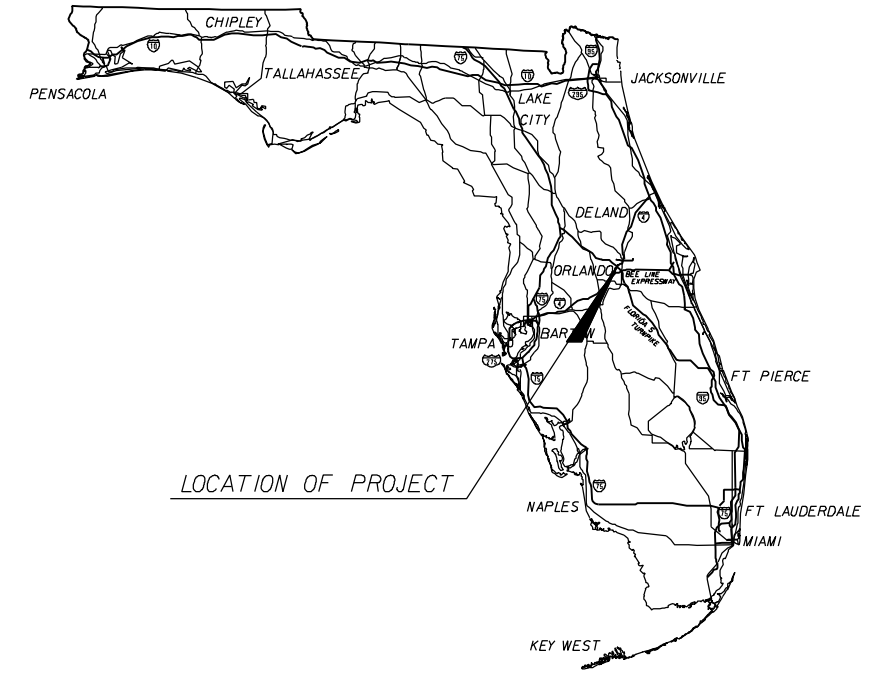


CITY OF WINTER PARK, FLORIDA

CONTRACT PLANS

FAIRBANKS AVENUE (S.R. 426)  
 FROM I-4 TO US 17-92  
 FPID 423353-1-58-01  
 ORANGE COUNTY (75006)

WASTEWATER SYSTEM PLANS



INDEX OF WASTEWATER SYSTEM PLANS

SHEET NO.	SHEET DESCRIPTION
U-G-1	KEY SHEET
U-G-2	CONVEYANCE LEGEND
U-G-3	GENERAL NOTES
U-P-1 - U-P-9	GRAVITY MAIN PLAN & PROFILE SHEETS
U-P-10 - U-P-12	GRAVITY MAIN DETAILS
U-P-13 - U-P-30	FORCE MAIN PLAN & PROFILE SHEETS
U-P-31 - U-P-36	PIPELINE DETAILS
U-C-1	JACKSON AVENUE LIFT STATION SITE PLAN
U-M-1	JACKSON AVENUE LIFT STATION PLANS, SECTION
U-E-1	JACKSON AVENUE LIFT STATION ONE-LINE DIAGRAM
U-I-1	JACKSON AVENUE LIFT STATION P&ID

ROADWAY SHOP DRAWINGS  
 TO BE SUBMITTED TO:  
 GREGORY DAVID KOLB, P.E.  
 CH2M HILL  
 225 E. ROBINSON ST.  
 SUITE 505  
 ORLANDO, FLORIDA 32801  
 (407) 423-0030

PLANS PREPARED BY:  
**CH2MHILL**  
 225 E. ROBINSON ST.  
 SUITE 505  
 ORLANDO, FLORIDA 32801  
 (407) 423-0030

NOTE: THE SCALE OF THESE PLANS MAY  
 HAVE CHANGED DUE TO REPRODUCTION.

90% PLANS  
 MAY 2011

KEY SHEET REVISIONS		
DATE	BY	DESCRIPTION

SANITARY SEWER PLANS  
 ENGINEER OF RECORD: GREGORY DAVID KOLB

P.E. NO.: 65759

FISCAL YEAR	SHEET NO.
	U-G-1

CITY PROJECT MANAGER: DAVID L. ZUSI, P.E. FDOT PROJECT MANAGER: TUSHAR PATEL

### CONVEYANCE LEGEND

EXISTING	PROPOSED	ITEM
— SS —	<b>— SS —</b>	SANITARY SEWER
— ST —	<b>— ST —</b>	STORM DRAIN
— W —	<b>— W —</b>	WATER MAIN OR SERVICE
— UGP —	<b>— UGP —</b>	UNDER GROUND POWER
	10+00	PIPELINE WITH STATIONING
	<b></b>	VALVE
	<b></b>	FIRE HYDRANT
	<b></b>	COMBINATION AIR VACUUM AIR RELEASE VALVE
○ MH	<b>● MH</b>	MANHOLE
□	<b>□</b>	VALVE VAULT
---	<b>---</b>	PROPERTY AND/OR RIGHT-OF-WAY LINE
---	<b>---</b>	CENTERLINE (C)
	<b></b>	DRAINAGE WAY OR DITCH
△ 702	<b>△ 702</b>	CONTROL POINT
370	<b>370</b>	CONTOUR
	× 340	SPOT ELEVATION
	⊗	FINISH GRADE ELEVATION
	<b></b>	SOIL BORING
— x — x —	<b>— x — x —</b>	FENCE LINE
	<b></b>	BLIND FLANGE, CAP OR PLUG
	<b></b>	METER
	<b></b>	CULVERT WITH SIZE AND TYPE
— SD —	<b>— SD —</b>	STORM DRAIN CATCH BASIN
— SSFM —	<b>— SSFM —</b>	SANITARY SEWER FORCE MAIN
— 2" G —	<b>— 2" G —</b>	GAS PIPELINE
— OHP&T —	<b>— OHP&amp;T —</b>	OVERHEAD POWER AND TELEPHONE
— T —	<b>— T —</b>	UNDERGROUND TELEPHONE
— OHT —	<b>— OHT —</b>	OVERHEAD TELEPHONE
— TV —	<b>— TV —</b>	UNDERGROUND TELEVISION CABLE
— FO —	<b>— FO —</b>	UNDERGROUND FIBER OPTIC CABLE
○	<b>○</b>	UTILITY POLE/POWER POLE
←	<b>←</b>	POLE GUY WIRE
○	<b>○</b>	LUMINAIRE
●	<b>●</b>	SANITARY SEWER CLEANOUT
□	<b>□</b>	SIGN
	<b></b>	TREE (SIZE & SPECIES IF KNOWN)
		TREE TO BE REMOVED
	<b>+</b>	POTHOLE LOCATION

**NOTE:**  
IN GENERAL, EXISTING STRUCTURES AND UTILITIES ARE NOTED AS "EXISTING."  
NEW MODIFICATIONS ARE SHOWN IN HEAVY (NON-SHADED) LINE WEIGHTS.

### ABBREVIATIONS

@	AT
AVE	AVENUE
BOT	BOTTOM
CIP	CAST IRON PIPE
CMP	CORRUGATED METAL PIPE
CONC	CONCRETE
DIA	DIAMETER
DIP	DUCTILE IRON PIPE
DR	DRIVE OR DIMENSION RATIO
E	EAST
EL	ELEVATION
EXST	EXISTING
EW	EACH WAY
FM	FORCE MAIN
FO	FIBER OPTIC
G	GAS
GM	GRAVITY MAIN
HDPE	HIGH DENSITY POLYETHYLENE
HORIZ	HORIZONTAL
IE	INVERT ELEVATION
INV	INVERT
IP	IRON POST
LT	LEFT
MAX	MAXIMUM
MH	MANHOLE
MIN	MINIMUM
MJ	MECHANICAL JOINT
N	NORTH
NCP	NONREINFORCED CONCRETE PIPE
NO	NUMBER
NTS	NOT TO SCALE
OC	ON CENTER
OD	OUTSIDE DIAMETER
OHP	OVERHEAD POWER
PE	PERMANENT EASEMENT
PH-XX	UTILITY VERIFICATION POT HOLE
PL	PROPERTY LINE
PP	POWER POLE
PVC	POLYVINYLCHLORIDE
RCP	REINFORCED CONCRETE PIPE
RD	ROAD
REQD	REQUIRED
RJ	RESTRAINED JOINT
RT	RIGHT
RR	RAILROAD
R/W	RIGHT OF WAY
S	SOUTH
SD	STORM DRAIN
SDR	STANDARD DIMENSION RATIO
SN	SEWER MANHOLE NUMBER
SPEC'D	SPECIFIED
SS	SANITARY SEWER
SST	STAINLESS STEEL
STA	STATION
T, TEL	TELEPHONE
TE	TEMPORARY EASEMENT
TV	TELEVISION
TYP	TYPICAL
UGP	UNDERGROUND POWER
VERT	VERTICAL
W	WATER, WEST
W/	WITH
WT	WEIGHT

### SECTION AND DETAIL IDENTIFICATION

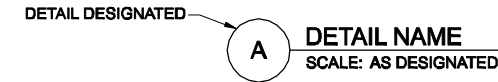
#### SECTION AND DETAIL DESIGNATORS

SECTION (LETTER)  
OR DETAIL (NUMBER)  
DESIGNATION



DRAWING NUMBER  
WHERE DETAIL  
CAN BE FOUND

ON DRAWING WHERE DETAIL IS DRAWN:



#### REVISIONS

DATE	BY	DESCRIPTION	DATE	BY	DESCRIPTION

Engineer of Record: Gregory David Kolb, P.E.  
P.E. License No.: 65759  
**CH2M HILL**  
225 E. ROBINSON STREET  
SUITE 505  
ORLANDO, FL 32801-4322  
CERTIFICATE OF AUTHORIZATION NO. 25861

#### CITY OF WINTER PARK

ROAD NO.	COUNTY	CITY PROJECT NO.
SR 426	ORANGE	2010-01

### CONVEYANCE LEGEND

SHEET  
NO.

U-G-2

\$USER\$

\$DATE\$

\$TIME\$

\$FILE\$

## GENERAL NOTES

1. REFER TO ROADWAY PLANS FOR PROJECT LAYOUT, BENCHMARK INFORMATION, AND REFERENCE POINTS.
2. REFER TO ROADWAY PLANS FOR TRAFFIC CONTROL REQUIREMENTS DURING CONSTRUCTION OF THE GRAVITY AND FORCE MAIN PIPELINES.
3. DISPOSAL OF EXCESS EXCAVATED MATERIAL IS CONSIDERED INCIDENTAL TO THE PROJECT AND SHALL BE THE RESPONSIBILITY OF THE CONTRACTOR.
4. CONTRACTOR SHALL FIELD VERIFY ELEVATIONS OF ALL EXISTING STORM WATER DRAINAGE FEATURES PRIOR TO CONSTRUCTION AND NOTIFY ENGINEER OF ANY DISCREPANCIES FROM THESE PLANS.
5. AT LOCATIONS WHERE EXISTING PIPELINES OR UTILITIES ARE BEING CROSSED UNDERNEATH WITH NEW PIPELINES, THE OVERLYING UTILITY SHALL BE SUPPORTED FROM THE SURFACE USING STEEL I-BEAMS WITH CHAINS AND COME-ALONGS, HEAVY EQUIPMENT AND STRAPS, OR OTHER APPROPRIATE MEANS AND METHODS. EXISTING OVERLYING UTILITIES SHALL BE PROTECTED FROM TRENCH SLOUGHING, CONTACT WITH HEAVY EQUIPMENT, TRENCH BOX MOVEMENT AND OTHER DAMAGE.
6. ALL FORCE MAIN PIPE SHALL BE RESTRAINED JOINT PIPE, AND PRESSURE TESTED TO 150 PSI IN ACCORDANCE WITH SPECIFICATION SECTION 33 05 01.
7. CENTER FULL PIPE LENGTH (20 FEET) AT UTILITY CROSSING INTERSECTION SUCH THAT THE JOINTS OF THE WASTEWATER PIPE ARE EQUIDISTANT AND AS FAR AS POSSIBLE FROM THE EXISTING UTILITY PIPE.
8. PROFILE CUT ALONG CENTERLINE OF PROPOSED GRAVITY MAIN FOR SHEETS U-P-1 THROUGH U-P-12.
9. CONTRACTOR SHALL FOLLOW ALL OSHA REQUIREMENTS FOR WORKING NEAR OVERHEAD ELECTRICAL CONDUCTORS, AND PROTECT ALL OVERHEAD COMMUNICATIONS SYSTEMS FROM DAMAGE DURING TRENCHING ACTIVITIES.
10. CONTRACTOR SHALL FOLLOW REQUIREMENTS OF SPECIFICATION SECTION 02 61 00 FOR THE HANDLING AND DISPOSAL OF FRACTURED ACP PIPE WHERE NEW SERVICE LATERALS CROSS UNDERNEATH EXISTING WATER MAIN ON NORTH SIDE OF FAIRBANKS AVENUE.
11. ANY AND ALL PRODUCED GROUNDWATER FROM TRENCH DEWATERING ACTIVITIES SHALL BE DISCHARGED TO THE EXISTING SEWER MANHOLE AT FAIRBANKS AVENUE STATION 141+95, PER THE REQUIREMENTS OF SPECIFICATION SECTION 31 23 19.01.
12. NEW MANHOLE FRAMES AND COVERS LOCATED WITHIN THE NEW RAISED MEDIANS SHALL BE INSTALLED FLUSH WITH THE EXISTING GRADE.
13. PETROLEUM CONTAMINATION MAY BE PRESENT IN SOIL AND GROUNDWATER BETWEEN STA 115+00 AND 117+20. REFER TO SPECIFICATION SECTIONS 02 61 00 AND 31 23 19.01 FOR FURTHER REQUIREMENTS.
14. CONTRACTOR SHALL SUB-CONTRACT WITH PROGRESS ENERGY TO DE-ENERGIZE AND/OR PROTECT THE OVERHEAD LINES DURING WET WELL CONSTRUCTION. WORK WILL BE PERFORMED BY PROGRESS ENERGY IN ACCORDANCE WITH THEIR OWN REQUIREMENTS.
15. SAFELY RELOCATE GUY WIRES AS NECESSARY. OBTAIN PERMISSION FROM UTILITY OWNER PRIOR TO RELOCATION.
16. PROFILE CUT ALONG CENTERLINE OF PROPOSED DUAL FORCE MAINS FOR SHEETS U-P-13 THROUGH U-P-30.

## CITY OF WINTER PARK GENERAL NOTES

1. THE CONTRACTOR SHALL EXERCISE EXTREME CAUTION WHEN EXCAVATING IN PROXIMITY OF WATER MAINS, WASTEWATER FORCE MAINS, GRAVITY MAINS AND RECLAIMED WATER MAINS. MAIN LOCATIONS SHOWN ON PLANS MAY NOT BE EXACT. THE CONTRACTOR IS RESPONSIBLE FOR FIELD VERIFYING EXISTING UTILITY LOCATIONS.
2. ALL CITY OF WINTER PARK MAINS AND FACILITIES WITHIN THE LIMITS OF THE PROJECT SHALL BE SUPPORTED AND PROTECTED AGAINST DAMAGE DURING CONSTRUCTION.
3. THE CONTRACTOR, AT THE CONTRACTOR'S EXPENSE, SHALL IMMEDIATELY REPAIR ALL DAMAGES TO CITY OF WINTER PARK MAINS AND FACILITIES. IF THE REPAIR IS NOT MADE IN A TIMELY MANNER, AS DETERMINED BY THE CITY OF WINTER PARK, THE CITY MAY PERFORM REQUIRED REPAIRS AND CLEANUP. THE CONTRACTOR WILL BE CHARGED FOR ALL EXPENSES ASSOCIATED WITH THE REPAIR.
4. THE CONTRACTOR SHALL ADJUST ALL EXISTING CITY OF WINTER PARK MAINS AND FACILITIES IN CONFLICT WITH NEW GRADE, NEW OR ALTERED ROADWAYS, SIDEWALKS, DRIVEWAYS, OR STORM WATER IMPROVEMENTS. CITY OF WINTER PARK FACILITIES TO BE ADJUSTED INCLUDE, BUT ARE NOT LIMITED TO PIPELINES, PUMP STATIONS, VALVE BOXES, AIR RELEASE VALVES, FIRE HYDRANTS, MANHOLE COVERS, AND METERS.
5. ONLY THE CITY OF WINTER PARK SHALL OPERATE CITY OF WINTER PARK WATER, WASTEWATER, AND RECLAIMED WATER VALVES. THE CONTRACTOR SHALL COORDINATE VALVE OPERATION WITH THE CITY OF WINTER PARK INSPECTOR. FOR OPERATION OF MAINS NOT OWNED BY THE CITY OF WINTER PARK, IT IS THE CONTRACTOR'S RESPONSIBILITY TO COORDINATE WITH THE APPROPRIATE UTILITY REPRESENTATIVE.
6. CONSTRUCTION ACTIVITIES SHALL NOT CAUSE INTERRUPTIONS IN WATER, WASTEWATER, OR RECLAIMED WATER SERVICE. THE CONTRACTOR SHALL COORDINATE PRE-APPROVED INTERRUPTIONS OF SERVICE WITH THE CITY OF WINTER PARK INSPECTOR 7 WORKING DAYS IN ADVANCE.
7. THE CONTRACTOR SHALL PROVIDE FOR BYPASSING AND/OR HAULING WASTEWATER DURING APPROVED INTERRUPTIONS OF WASTEWATER FLOWS AND CONNECTIONS. THE CONTRACTOR SHALL SUBMIT A BYPASS PLAN SIGNED AND SEALED BY A PROFESSIONAL ENGINEER TO THE CITY OF WINTER PARK DEVELOPMENT ENGINEERING FOR APPROVAL PRIOR TO IMPLEMENTATION BY CONTRACTOR.

### REVISIONS

DATE	BY	DESCRIPTION	DATE	BY	DESCRIPTION

Engineer of Record: Gregory David Kolb, P.E.  
P.E. License No.: 65759  
**CH2M HILL**  
225 E. ROBINSON STREET  
SUITE 505  
ORLANDO, FL 32801-4322  
CERTIFICATE OF AUTHORIZATION NO. 25861

### CITY OF WINTER PARK

ROAD NO.	COUNTY	CITY PROJECT NO.
SR 426	ORANGE	2010-01

### GENERAL NOTES

SHEET NO.

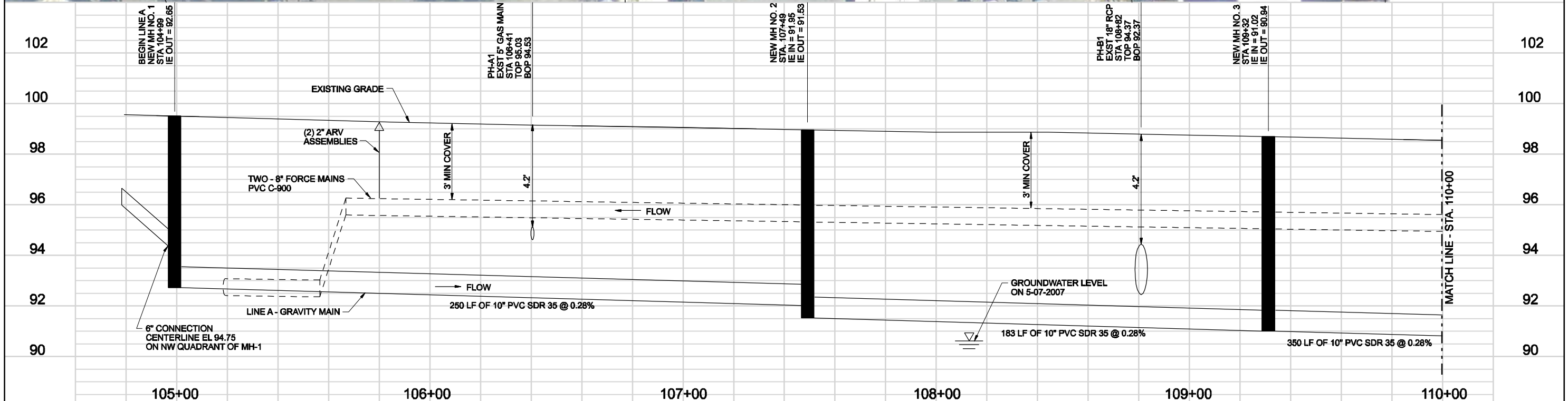
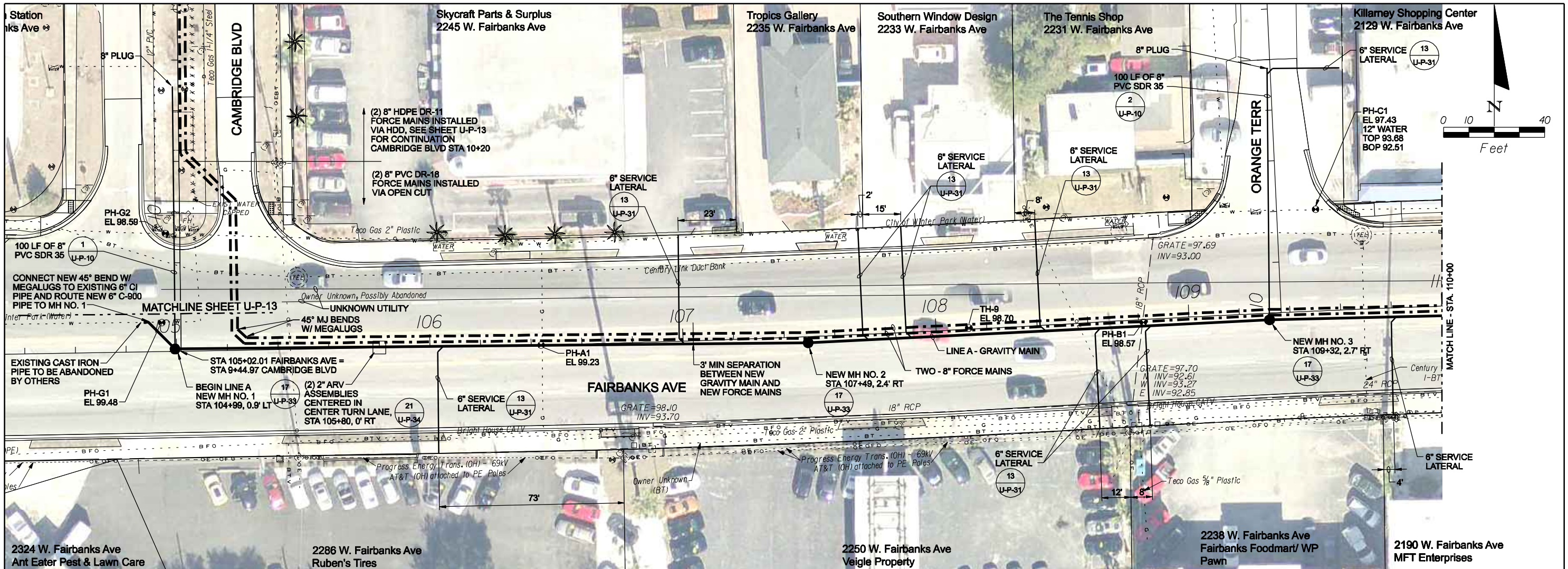
U-G-3

\$USER\$

\$DATE\$

\$TIME\$

\$FILE\$



REVISIONS					
DATE	BY	DESCRIPTION	DATE	BY	DESCRIPTION

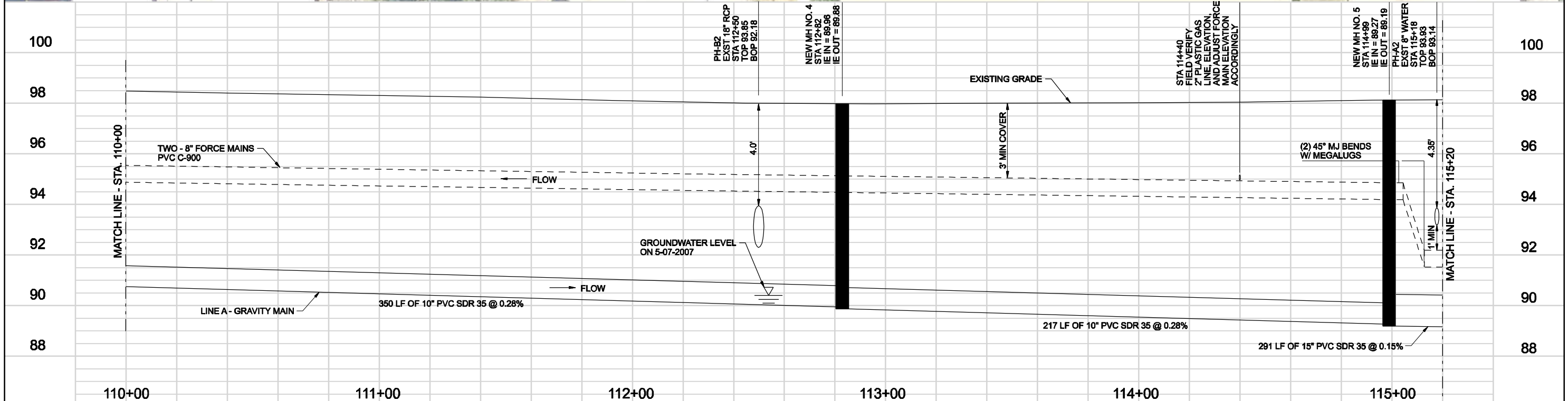
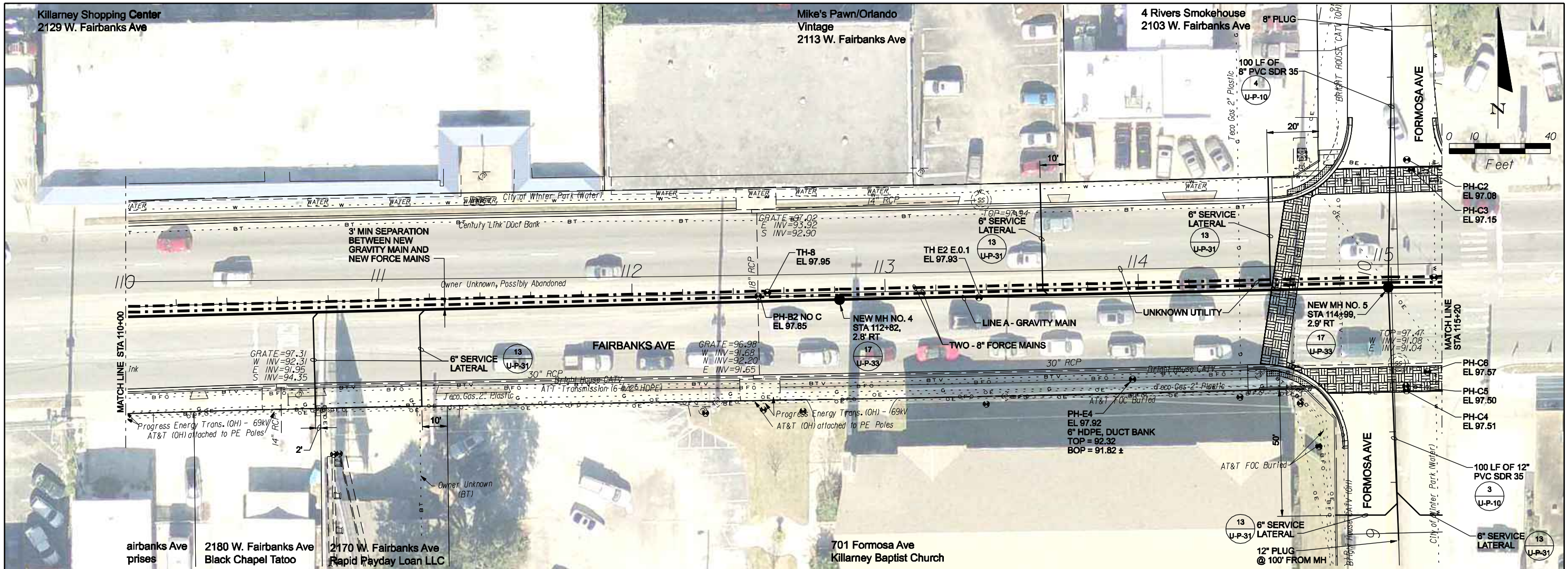
Engineer of Record: Gregory David Kolb, P.E.  
 P.E. License No.: 65759  
**CH2M HILL**  
 225 E. ROBINSON STREET  
 SUITE 505  
 ORLANDO, FL 32801-4322  
 CERTIFICATE OF AUTHORIZATION NO. 25861

CITY OF WINTER PARK		
ROAD NO.	COUNTY	CITY PROJECT NO.
SR 426	ORANGE	2010-01

**PLAN AND PROFILE**  
**STA 104+99 TO 110+00**

SHEET NO.  
 U-P-1

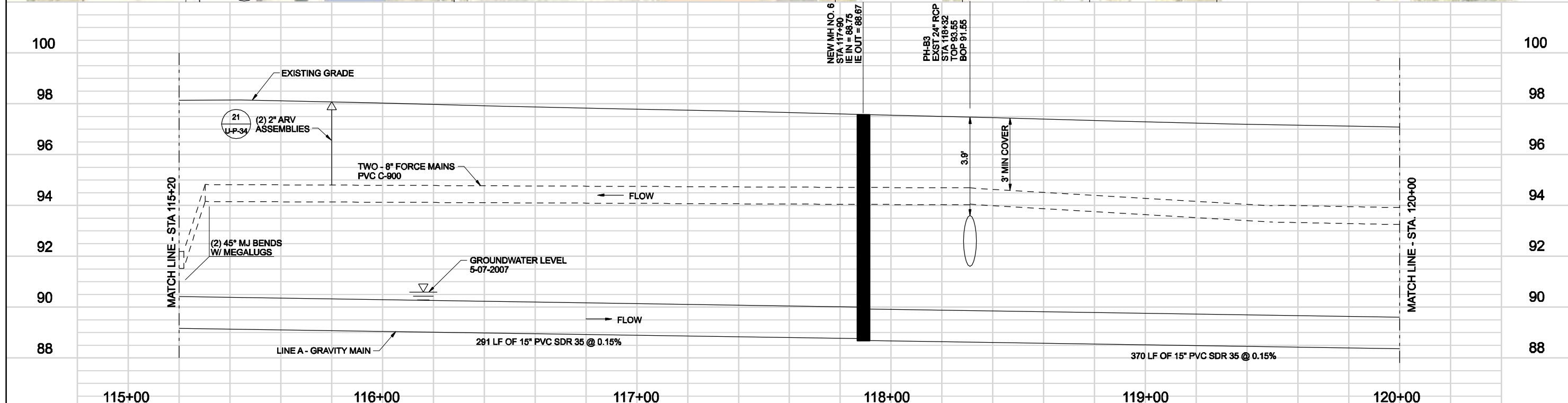
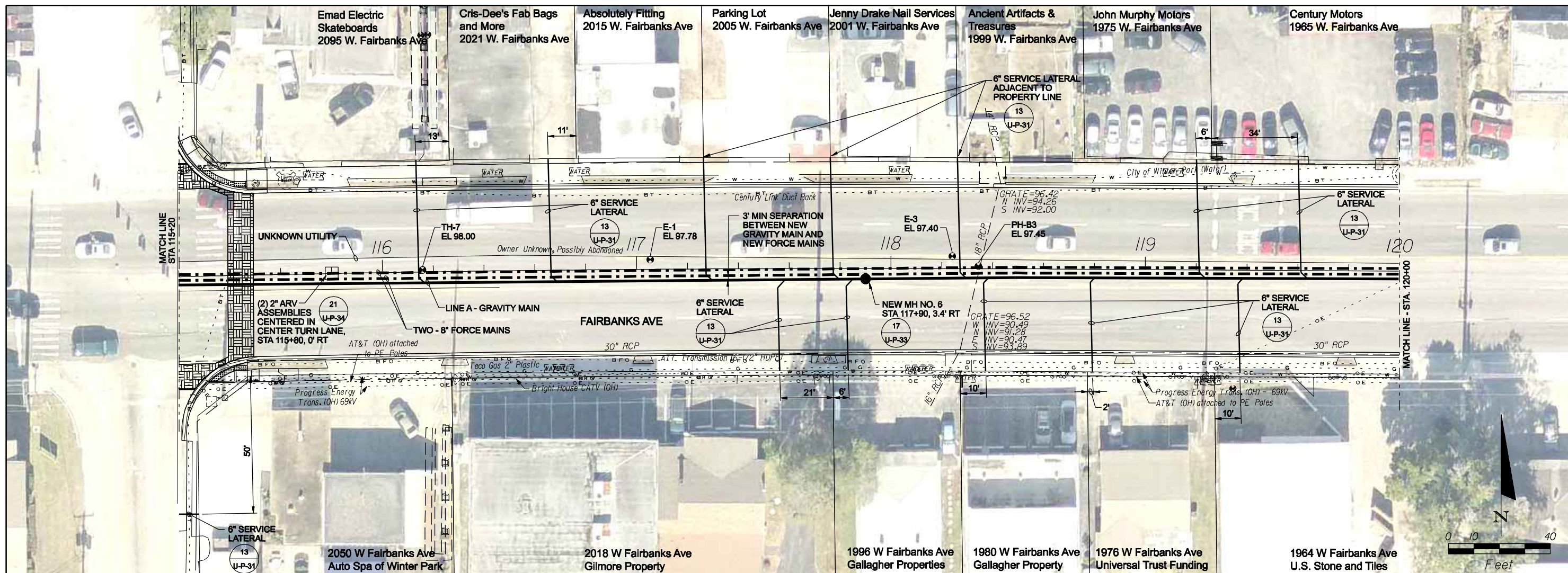




REVISIONS						Engineer of Record: Gregory David Kolb, P.E. P.E. License No.: 65759 <b>CH2M HILL</b> 225 E. ROBINSON STREET SUITE 505 ORLANDO, FL 32801-4322 CERTIFICATE OF AUTHORIZATION NO. 25861	CITY OF WINTER PARK			SHEET NO.  U-P-2
DATE	BY	DESCRIPTION	DATE	BY	DESCRIPTION		ROAD NO.	COUNTY	CITY PROJECT NO.	
						SR 426	ORANGE	2010-01		

**PLAN AND PROFILE**  
**STA 110+00 TO 115+20**

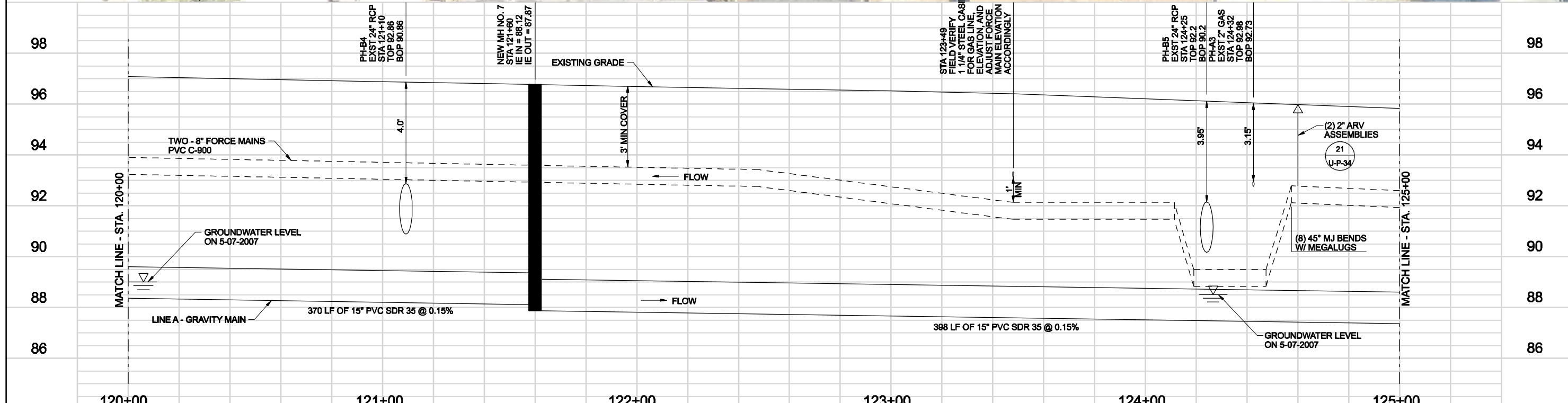
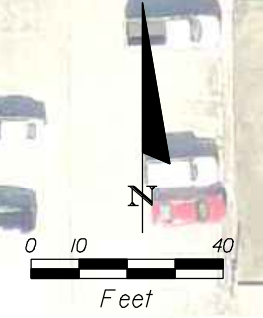
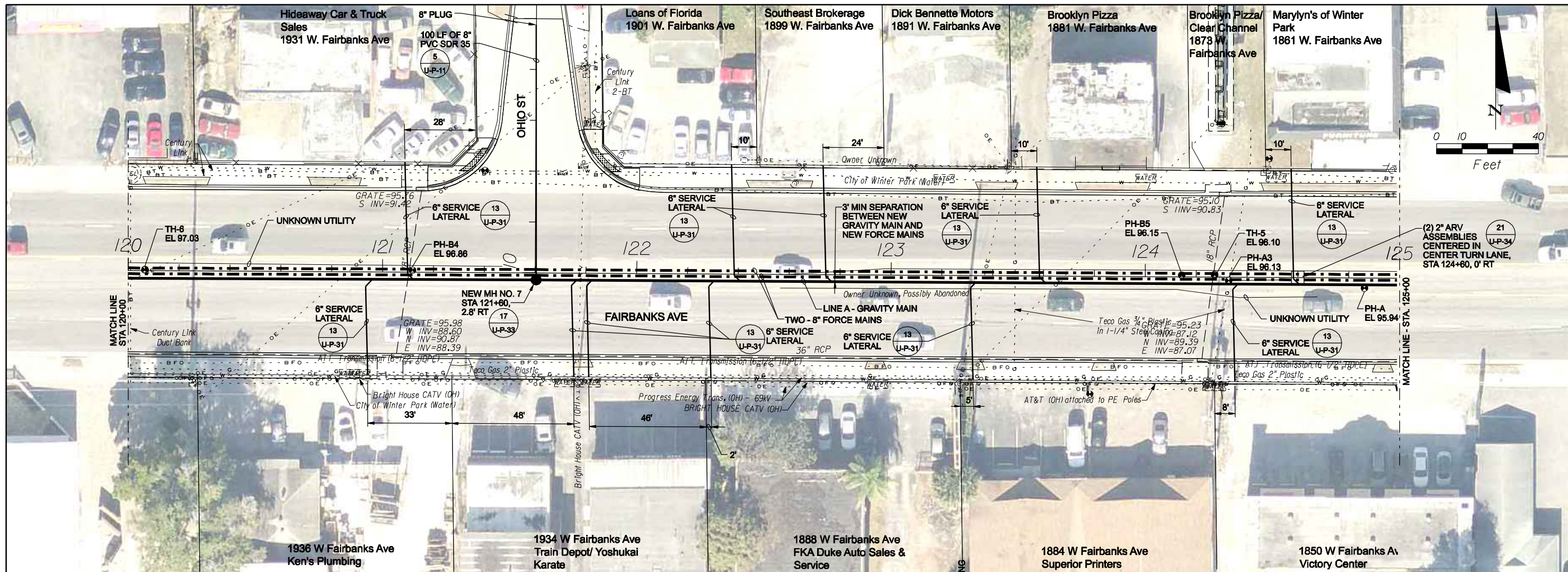




REVISIONS						Engineer of Record: Gregory David Kolb, P.E. P.E. License No.: 65759 <b>CH2M HILL</b> 225 E. ROBINSON STREET SUITE 505 ORLANDO, FL 32801-4322 CERTIFICATE OF AUTHORIZATION NO. 25861	CITY OF WINTER PARK			<b>PLAN AND PROFILE</b> <b>STA 115+20 TO 120+00</b>	SHEET NO. U-P-3
DATE	BY	DESCRIPTION	DATE	BY	DESCRIPTION		ROAD NO.	COUNTY	CITY PROJECT NO.		
						SR 426	ORANGE	2010-01			

\$USER\$ \$DATE\$ \$TIME\$ \$FILE\$

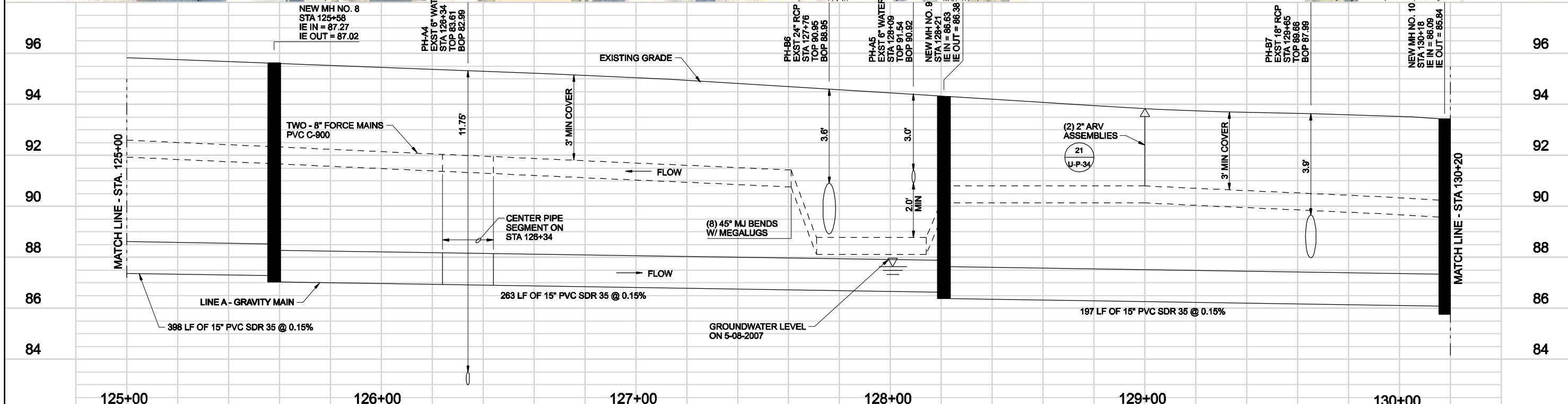
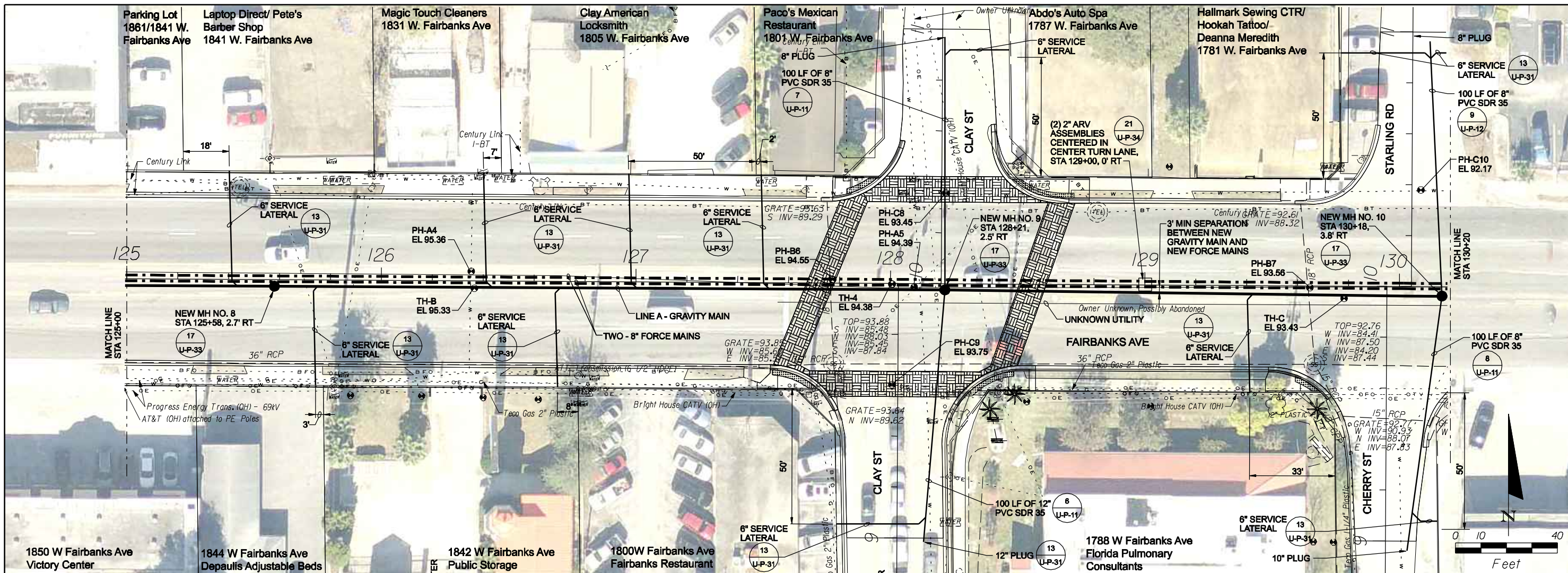




REVISIONS						Engineer of Record: Gregory David Kolb, P.E. P.E. License No.: 65759 <b>CH2M HILL</b> 225 E. ROBINSON STREET SUITE 505 ORLANDO, FL 32801-4322 CERTIFICATE OF AUTHORIZATION NO. 25861	CITY OF WINTER PARK			SHEET NO.  U-P-4
DATE	BY	DESCRIPTION	DATE	BY	DESCRIPTION		ROAD NO.	COUNTY	CITY PROJECT NO.	
						SR 426	ORANGE	2010-01		

**PLAN AND PROFILE**  
**STA 120+00 TO 125+00**

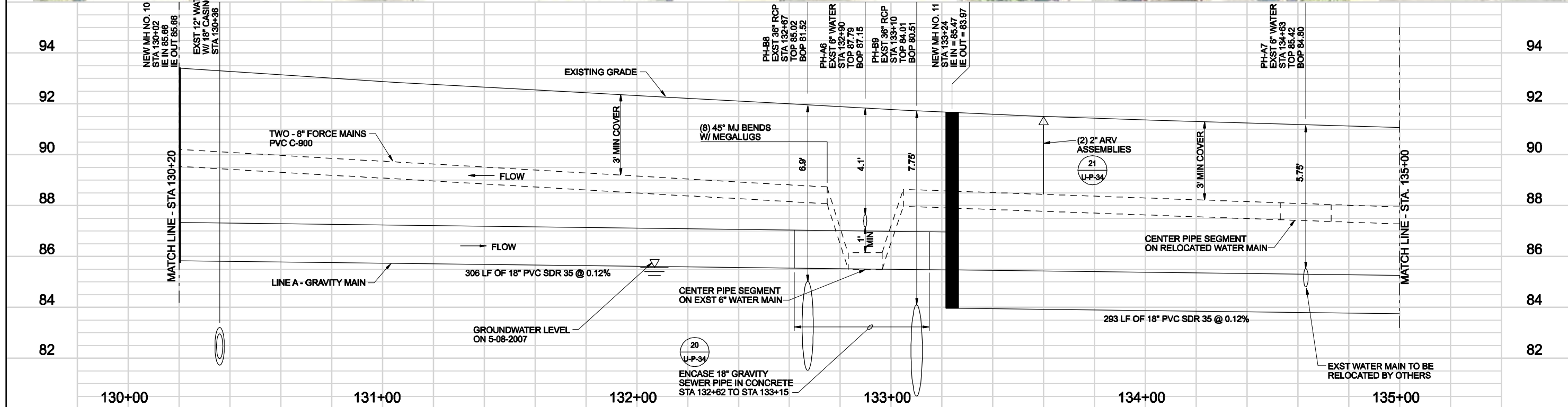
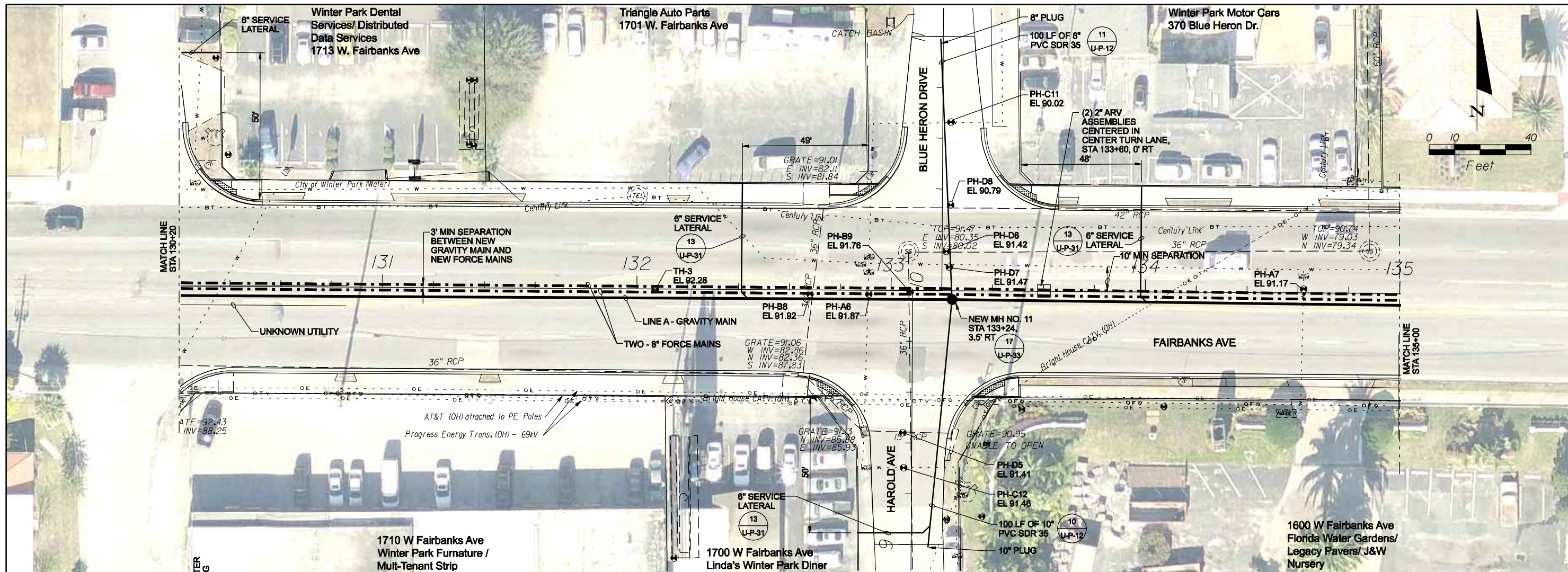




REVISIONS						Engineer of Record: Gregory David Kolb, P.E. P.E. License No.: 65759 <b>CH2M HILL</b> 225 E. ROBINSON STREET SUITE 505 ORLANDO, FL 32801-4322 CERTIFICATE OF AUTHORIZATION NO. 25861	CITY OF WINTER PARK			SHEET NO.  U-P-5
DATE	BY	DESCRIPTION	DATE	BY	DESCRIPTION		ROAD NO.	COUNTY	CITY PROJECT NO.	
						SR 426	ORANGE	2010-01		

**PLAN AND PROFILE**  
**STA 125+00 TO 130+20**





REVISIONS					
DATE	BY	DESCRIPTION	DATE	BY	DESCRIPTION

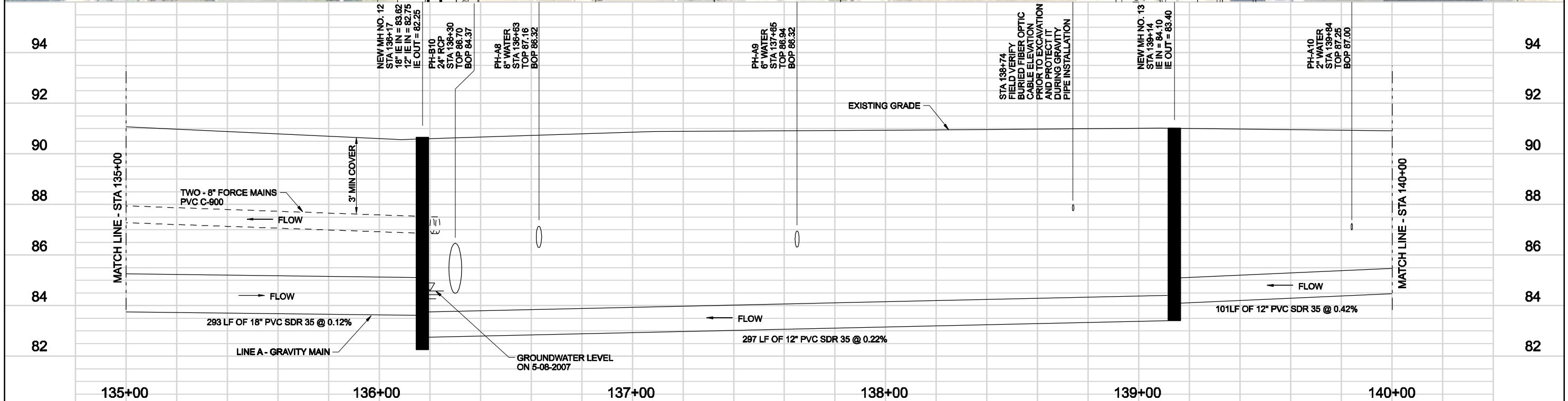

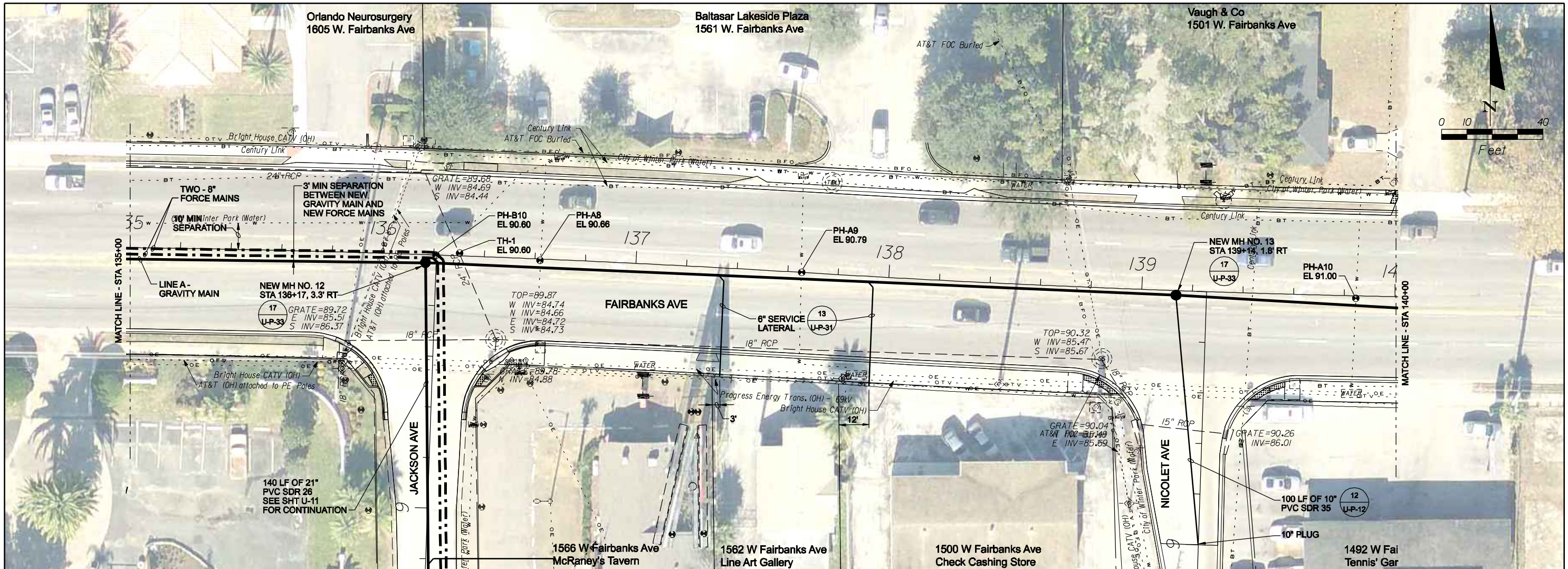
Engineer of Record: Gregory David Kolb, P.E.  
 P.E. License No.: 65759  
**CH2M HILL**  
 225 E. ROBINSON STREET  
 SUITE 505  
 ORLANDO, FL 32801-4322  
 CERTIFICATE OF AUTHORIZATION NO. 25861

CITY OF WINTER PARK		
ROAD NO.	COUNTY	CITY PROJECT NO.
SR 426	ORANGE	2010-01

**PLAN AND PROFILE**  
**STA 130+20 TO 135+00**

SHEET NO.  
 U-P-6

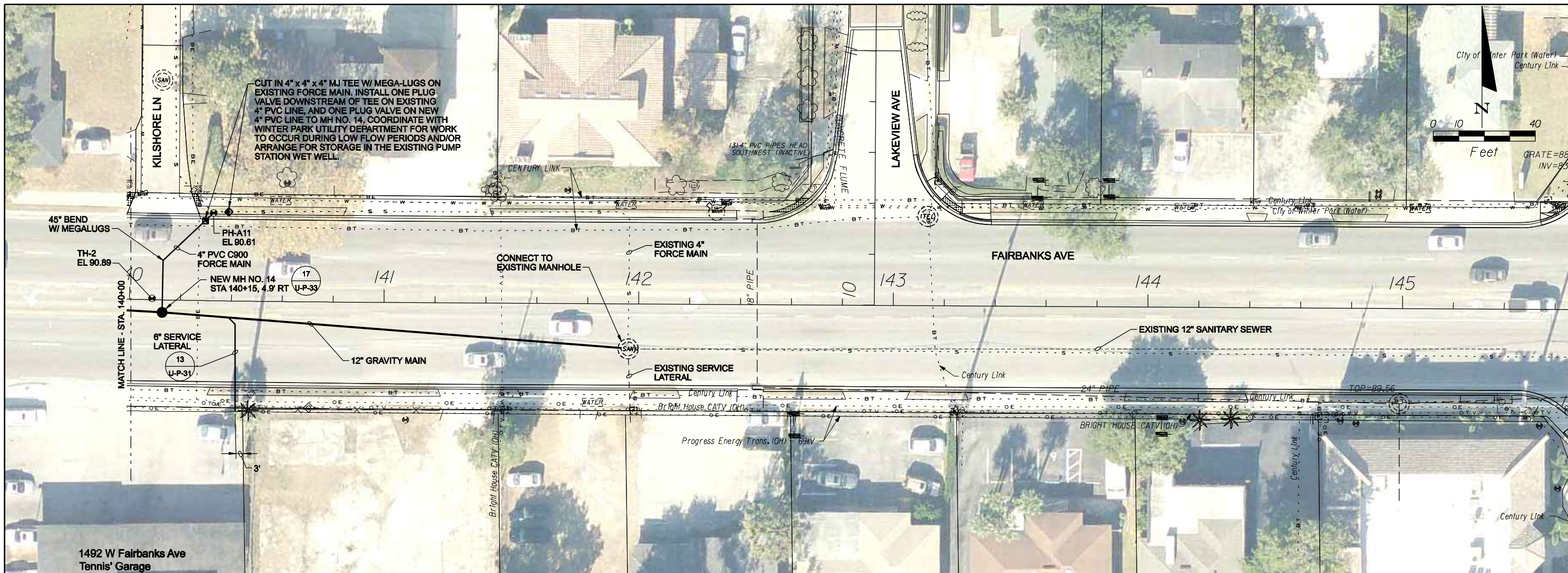




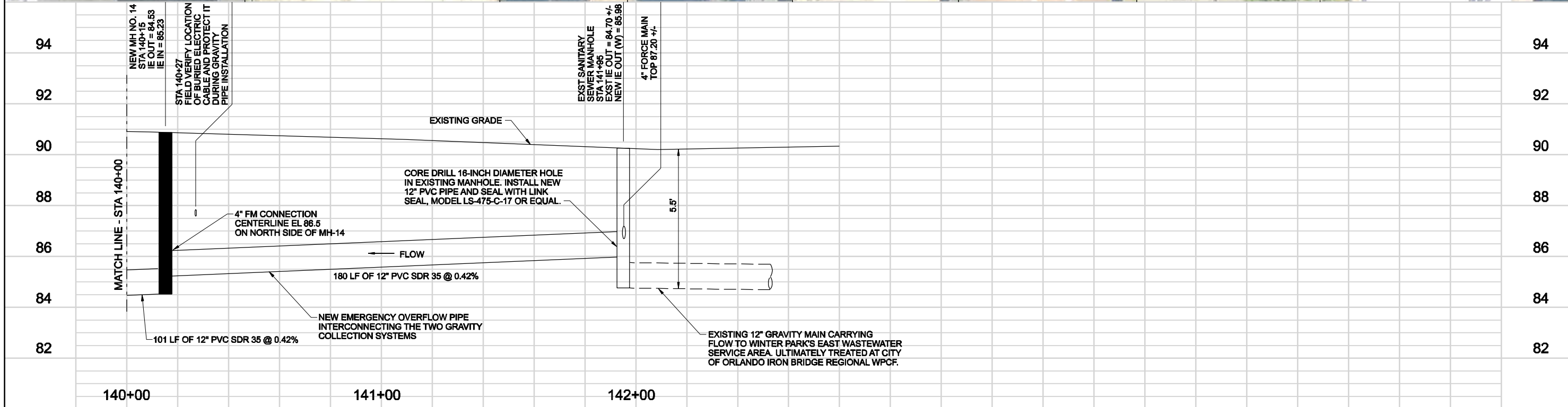
REVISIONS						Engineer of Record: Gregory David Kolb, P.E. P.E. License No.: 65759 <b>CH2M HILL</b> 225 E. ROBINSON STREET SUITE 505 ORLANDO, FL 32801-4322 CERTIFICATE OF AUTHORIZATION NO. 25861	CITY OF WINTER PARK			SHEET NO.  U-P-7
DATE	BY	DESCRIPTION	DATE	BY	DESCRIPTION		ROAD NO.	COUNTY	CITY PROJECT NO.	
						SR 426	ORANGE	2010-01		

**PLAN AND PROFILE**  
**STA 135+00 TO 140+00**





1492 W Fairbanks Ave  
Tennis' Garage



REVISIONS					
DATE	BY	DESCRIPTION	DATE	BY	DESCRIPTION

Engineer of Record: Gregory David Kolb, P.E.  
P.E. License No.: 65759  
**CH2M HILL**  
225 E. ROBINSON STREET  
SUITE 505  
ORLANDO, FL 32801-4322  
CERTIFICATE OF AUTHORIZATION NO. 25861

CITY OF WINTER PARK		
ROAD NO.	COUNTY	CITY PROJECT NO.
SR 426	ORANGE	2010-01

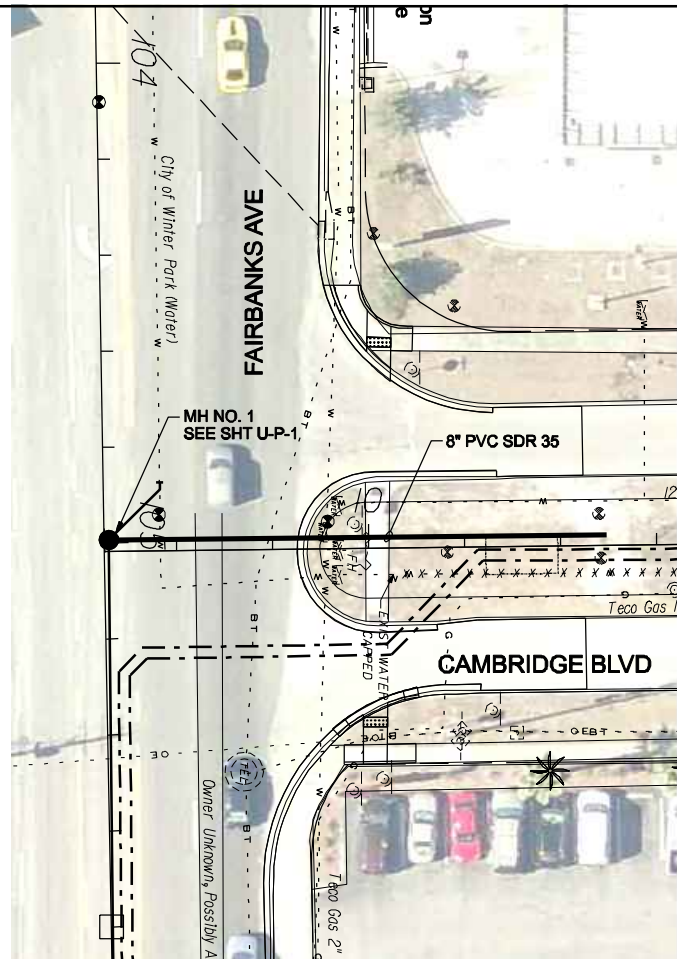
**PLAN AND PROFILE**  
**STA 140+00 TO 142+00**

SHEET NO.  
U-P-8

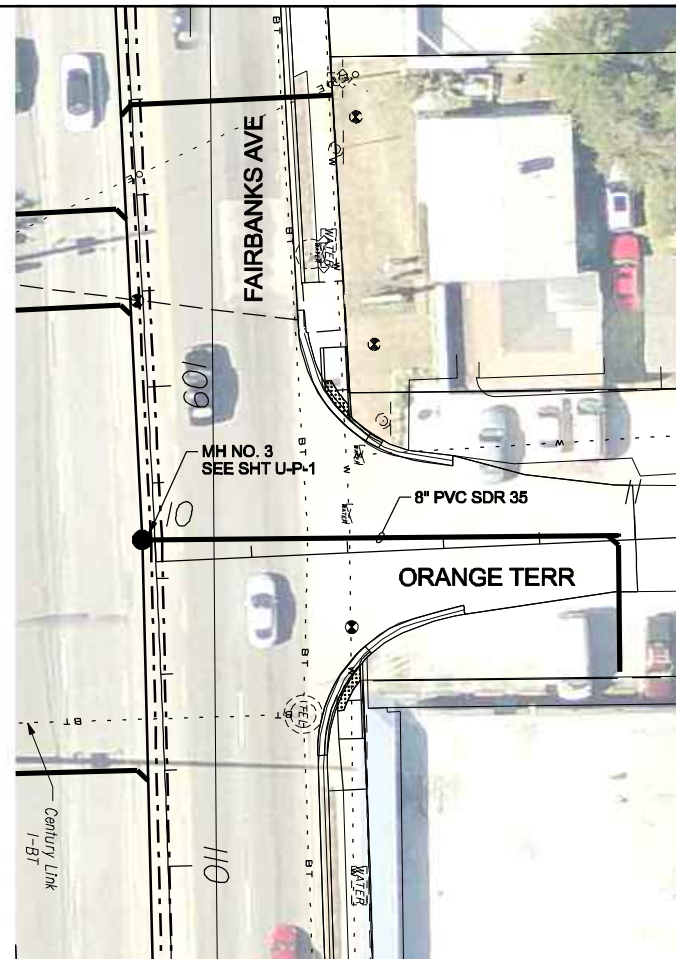




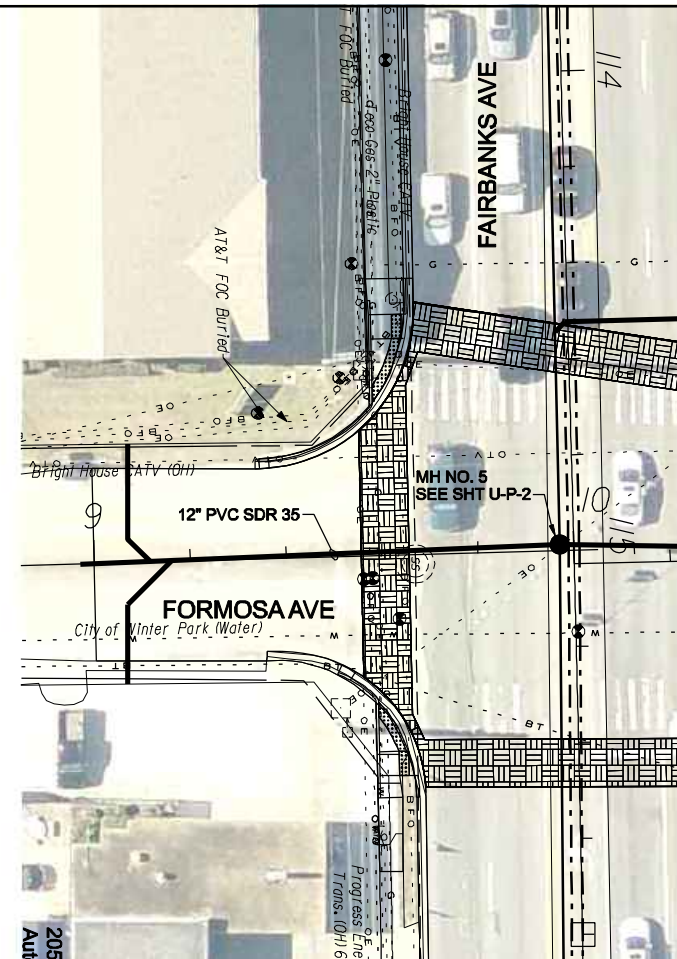




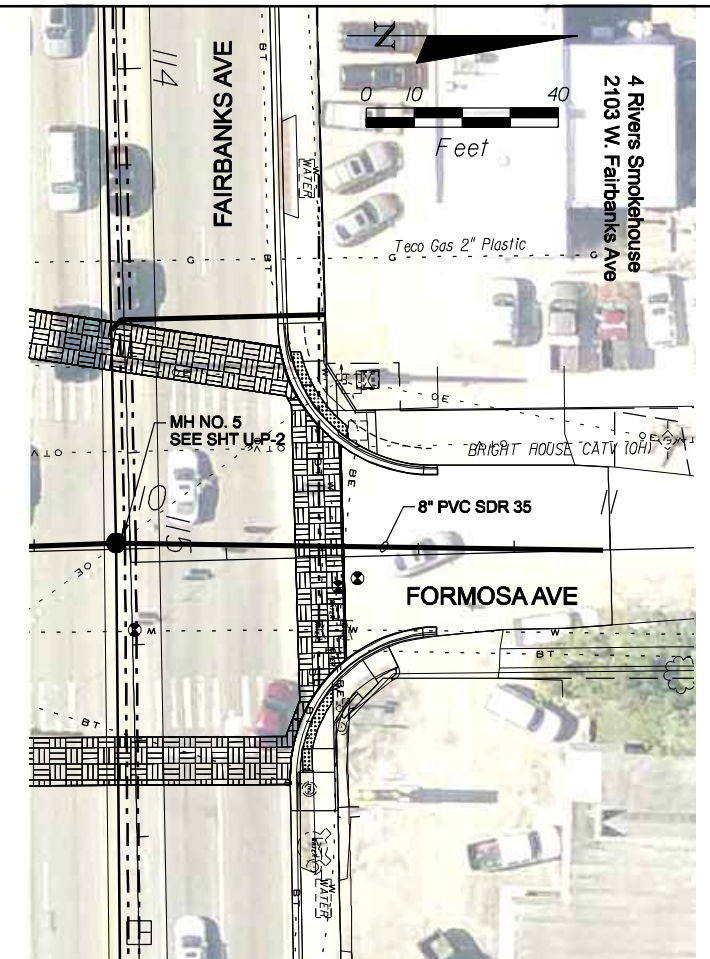
**1** DETAIL  
1"=40'  
U-P-1



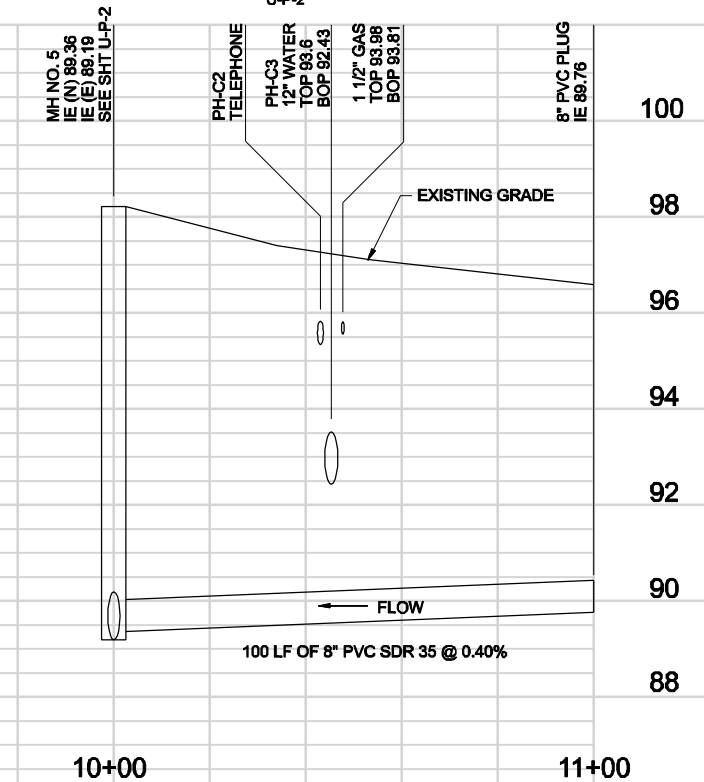
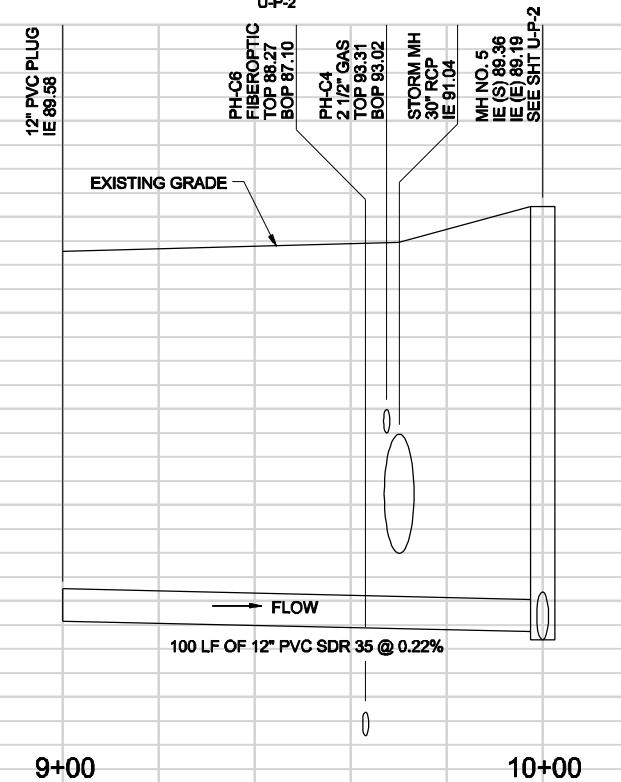
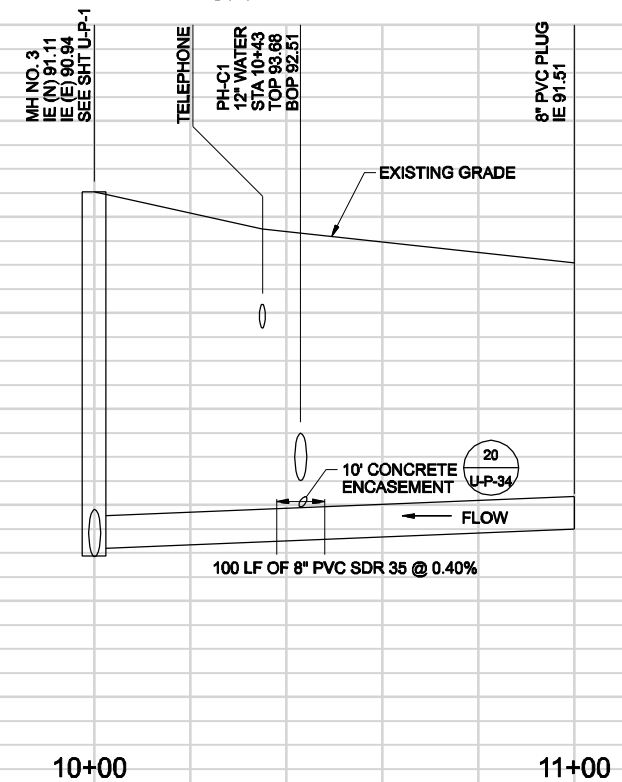
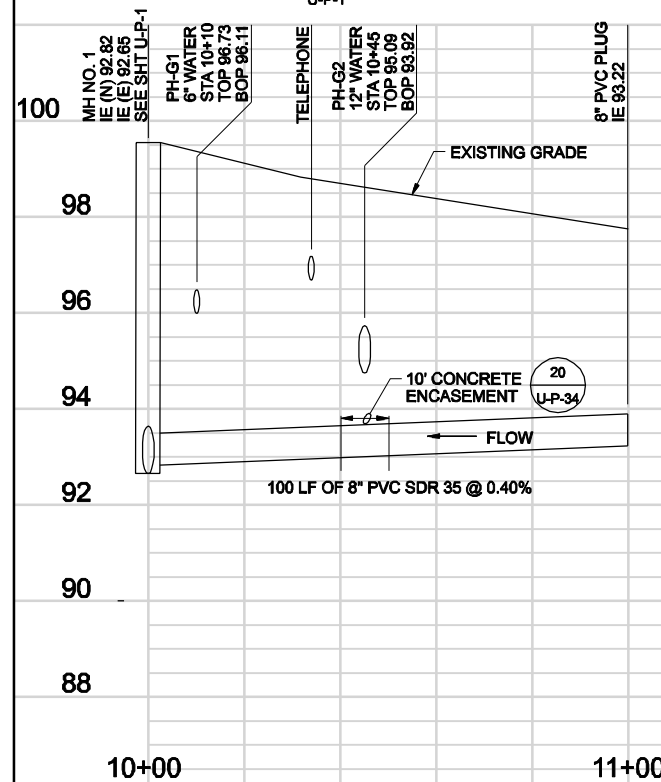
**2** DETAIL  
1"=40'  
U-P-1



**3** DETAIL  
1"=40'  
U-P-2



**4** DETAIL  
1"=40'  
U-P-2



REVISIONS					
DATE	BY	DESCRIPTION	DATE	BY	DESCRIPTION

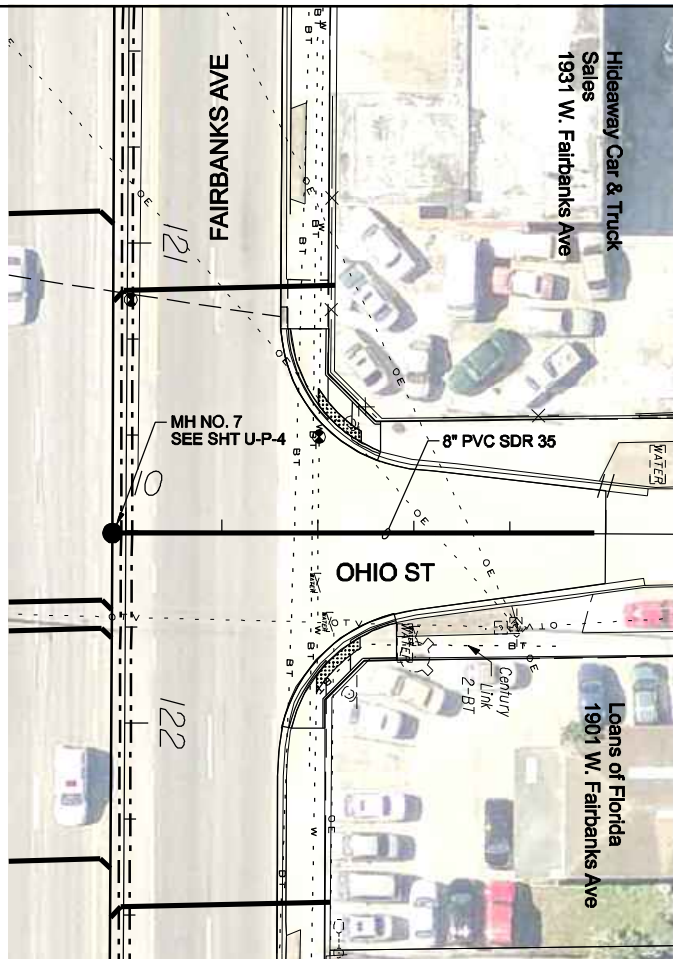
Engineer of Record: Gregory David Kolb, P.E.  
P.E. License No.: 65759  
**CH2M HILL**  
225 E. ROBINSON STREET  
SUITE 505  
ORLANDO, FL 32801-4322  
CERTIFICATE OF AUTHORIZATION NO. 25861

CITY OF WINTER PARK		
ROAD NO.	COUNTY	CITY PROJECT NO.
SR 426	ORANGE	2010-01

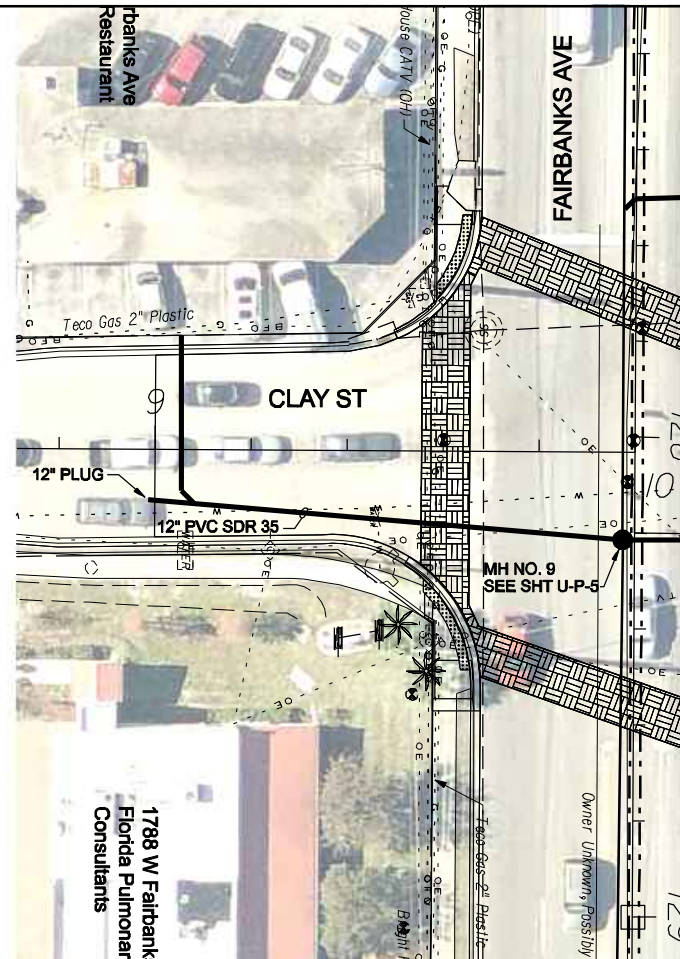
**GRAVITY MAIN DETAILS**

SHEET NO.  
U-P-10

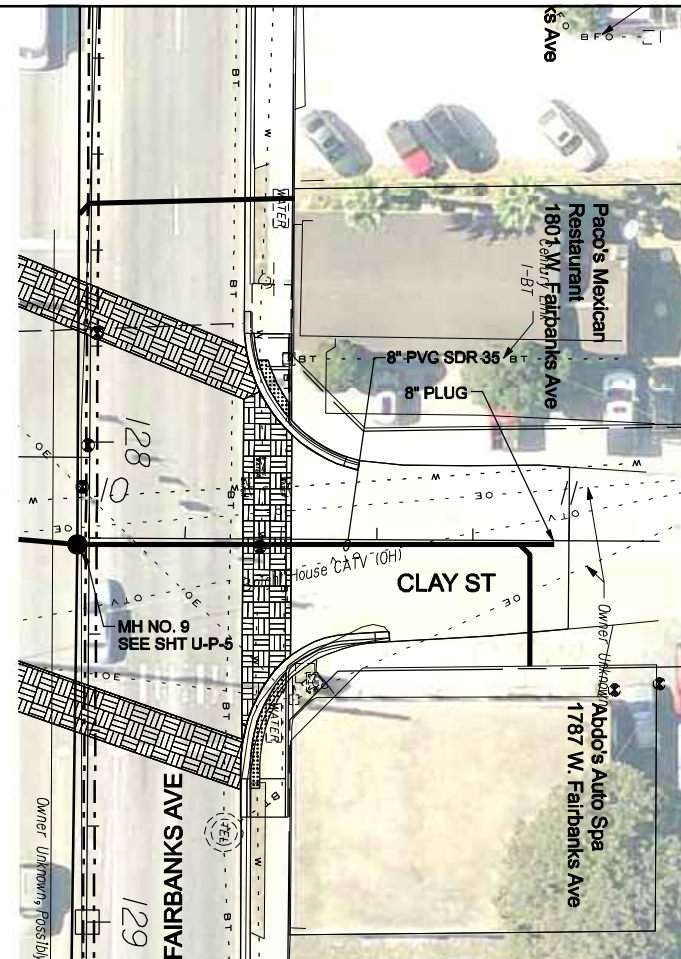




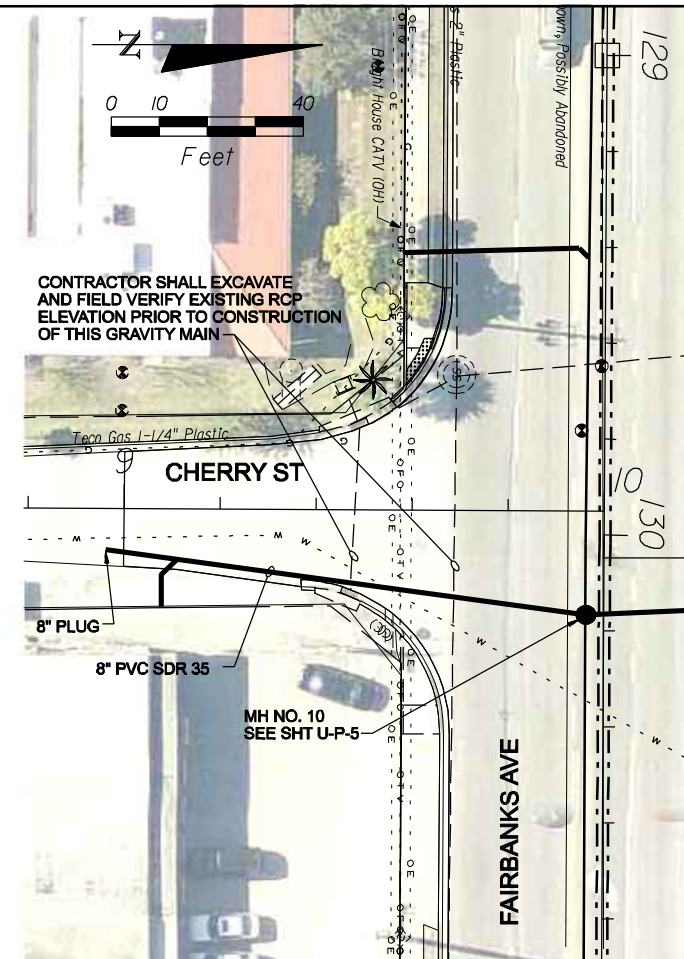
**5** DETAIL  
1"=40'  
U-P-4



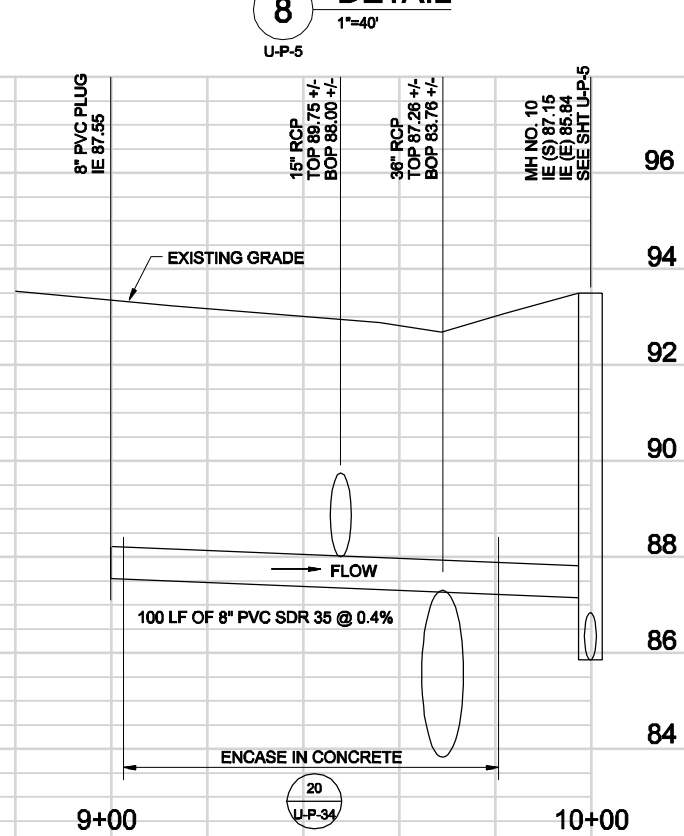
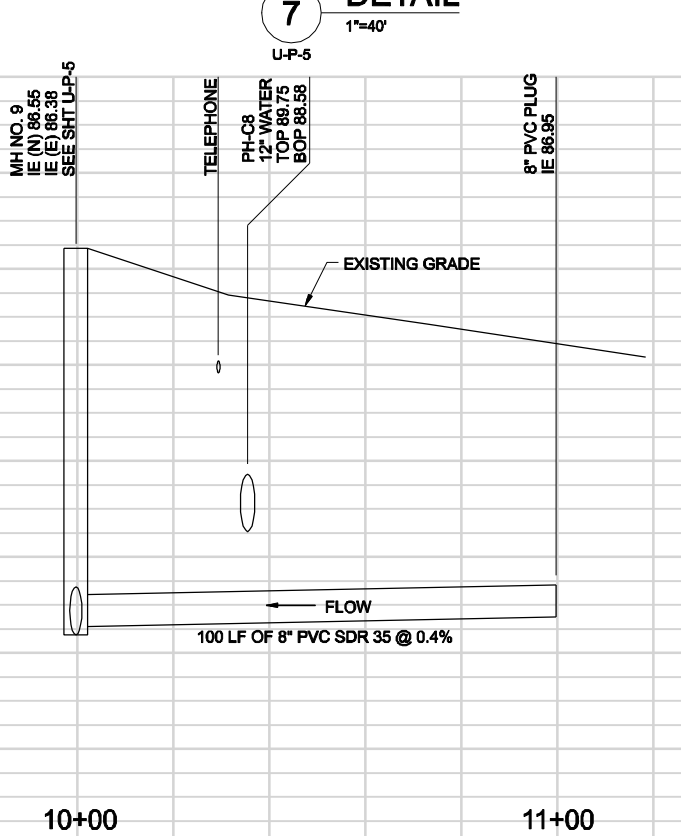
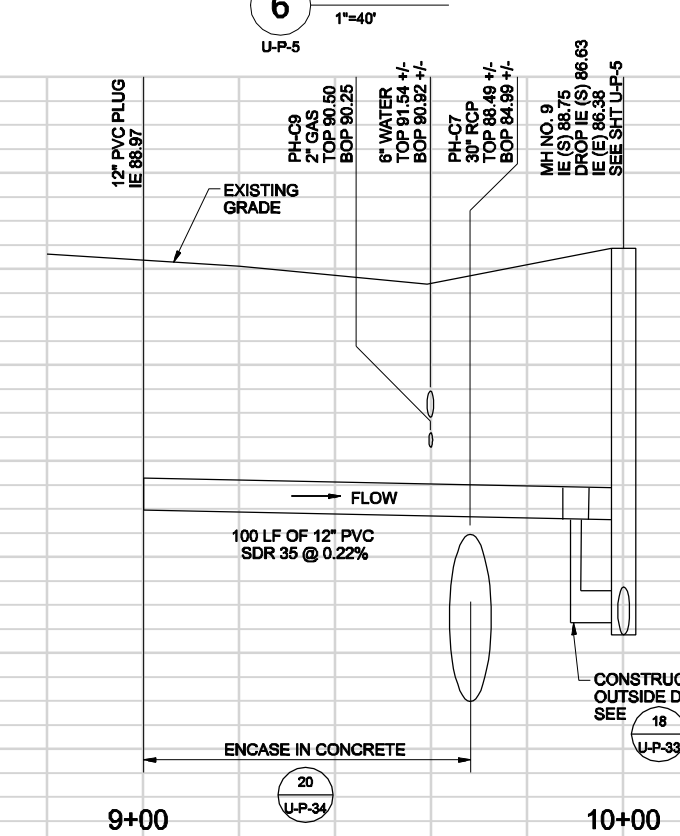
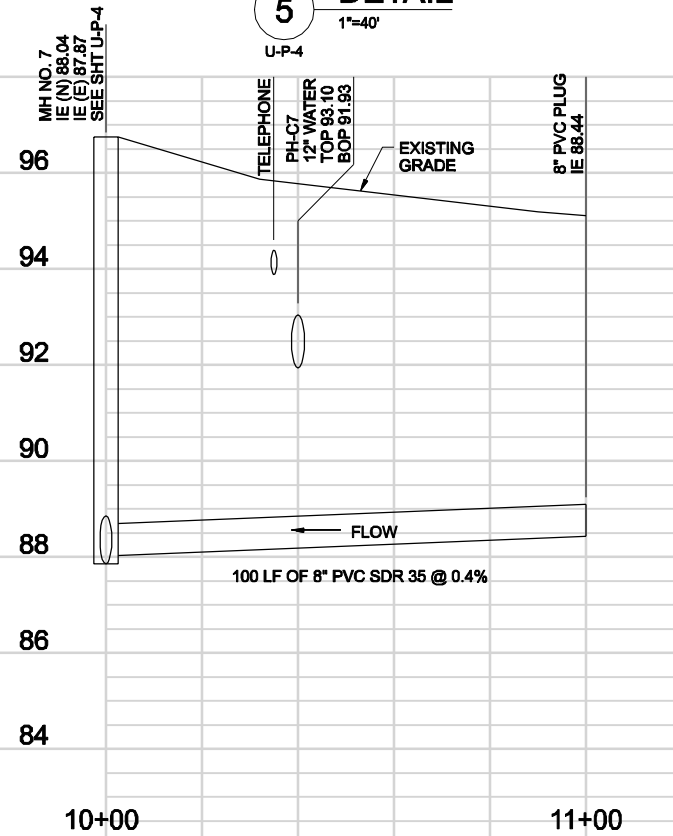
**6** DETAIL  
1"=40'  
U-P-5



**7** DETAIL  
1"=40'  
U-P-5



**8** DETAIL  
1"=40'  
U-P-5



REVISIONS					
DATE	BY	DESCRIPTION	DATE	BY	DESCRIPTION

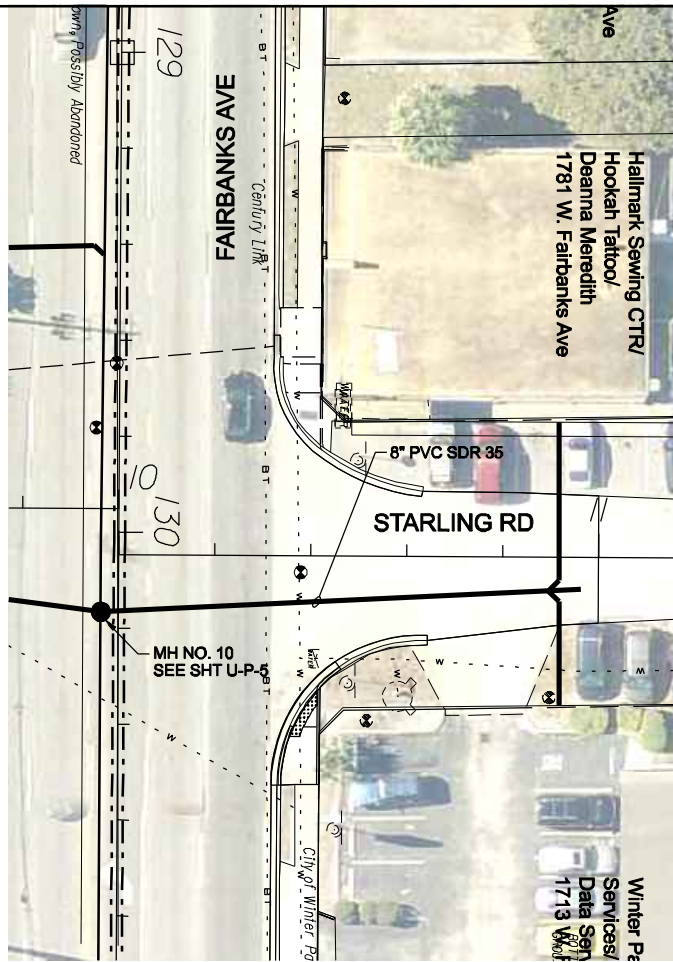
Engineer of Record: Gregory David Kolb, P.E.  
P.E. License No.: 65759  
**CH2M HILL**  
225 E. ROBINSON STREET  
SUITE 505  
ORLANDO, FL 32801-4322  
CERTIFICATE OF AUTHORIZATION NO. 25861

CITY OF WINTER PARK		
ROAD NO.	COUNTY	CITY PROJECT NO.
SR 426	ORANGE	2010-01

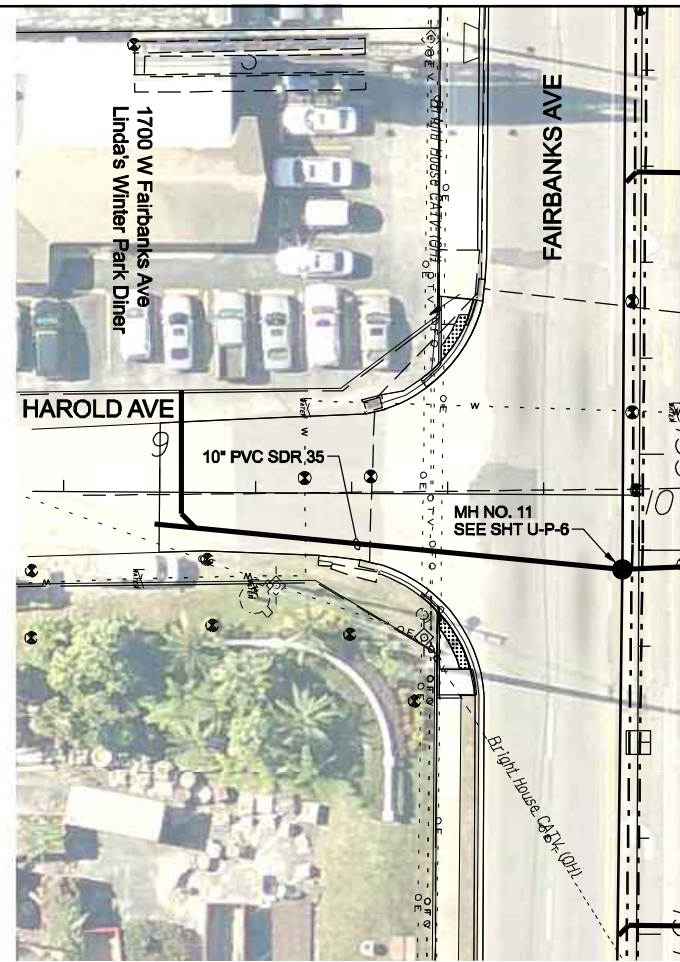
**GRAVITY MAIN DETAILS**

SHEET NO.  
U-P-11

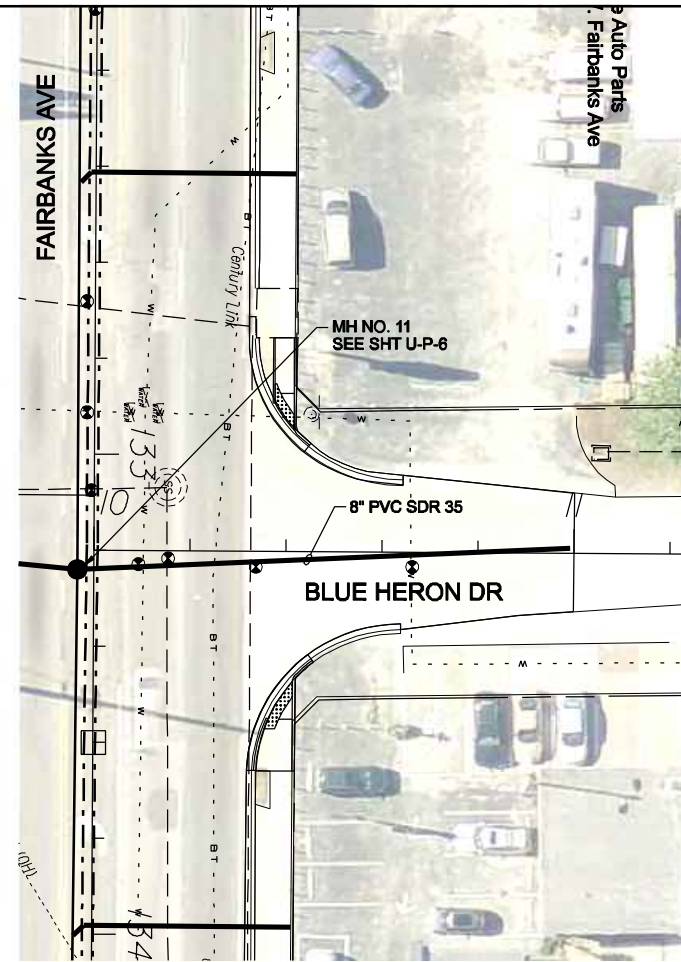




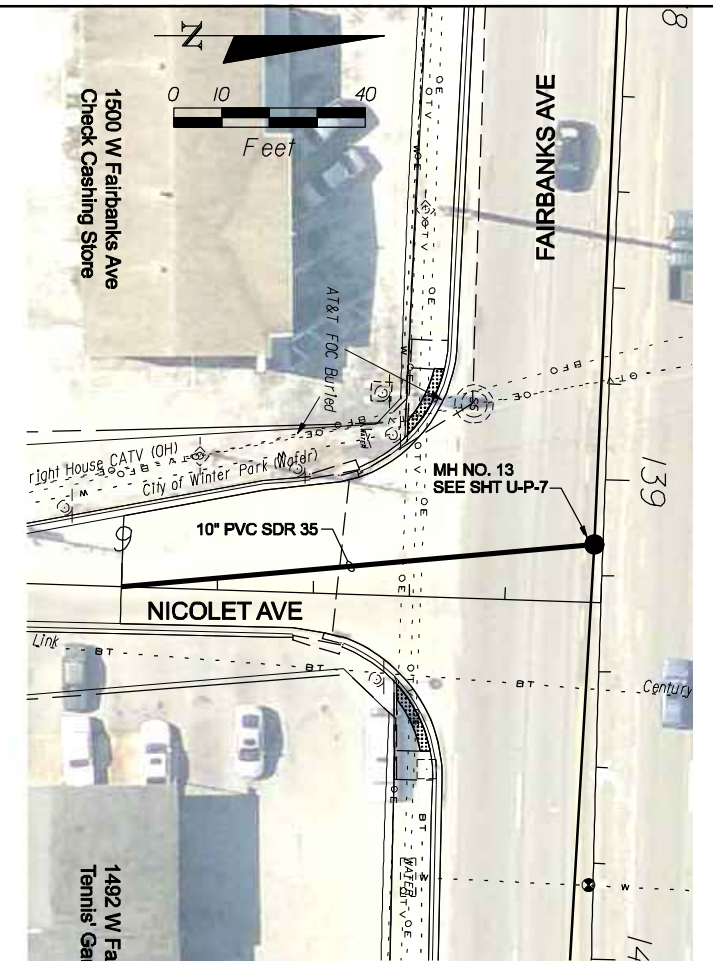
**9** DETAIL  
1"=40'  
U-P-5



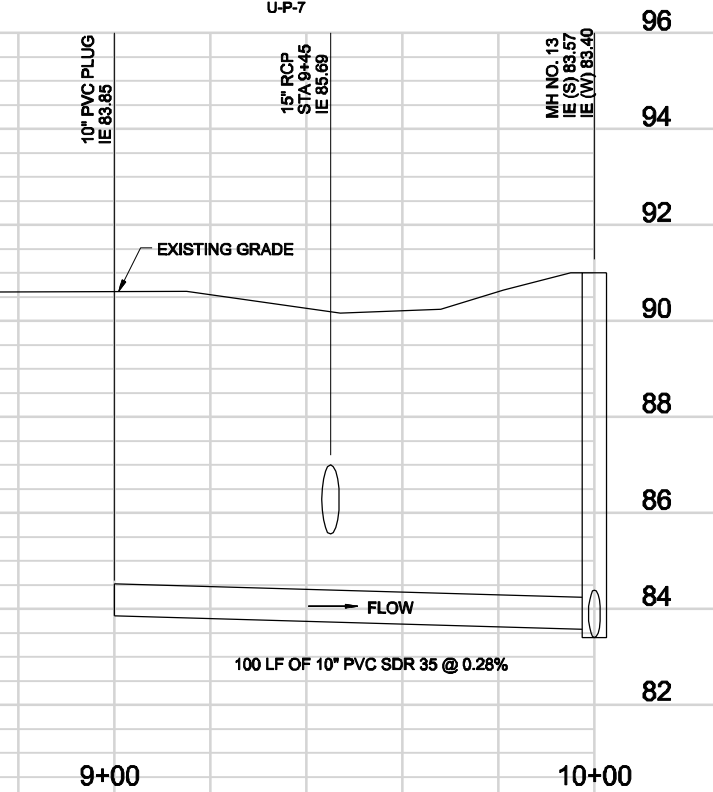
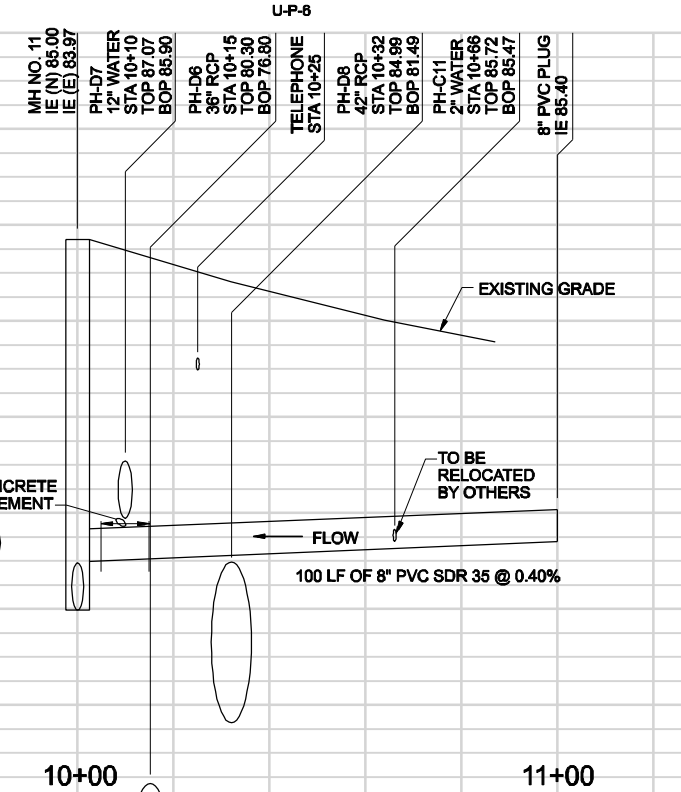
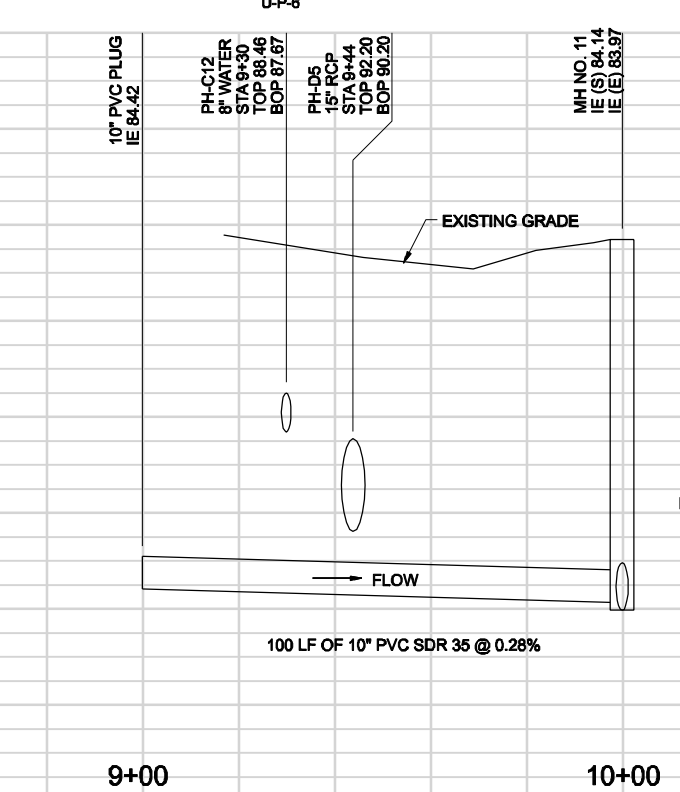
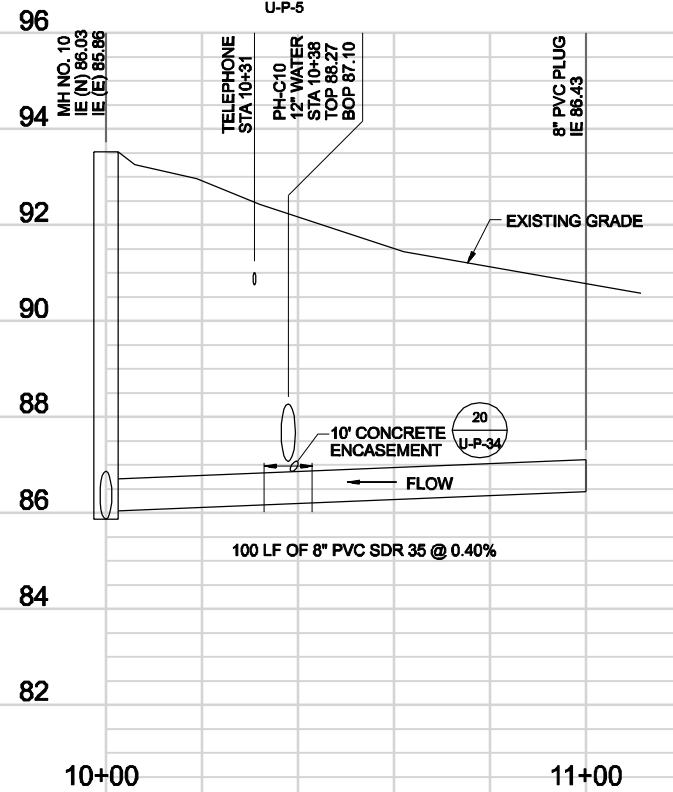
**10** DETAIL  
1"=40'  
U-P-6



**11** DETAIL  
1"=40'  
U-P-6



**12** DETAIL  
1"=40'  
U-P-7



REVISIONS					
DATE	BY	DESCRIPTION	DATE	BY	DESCRIPTION

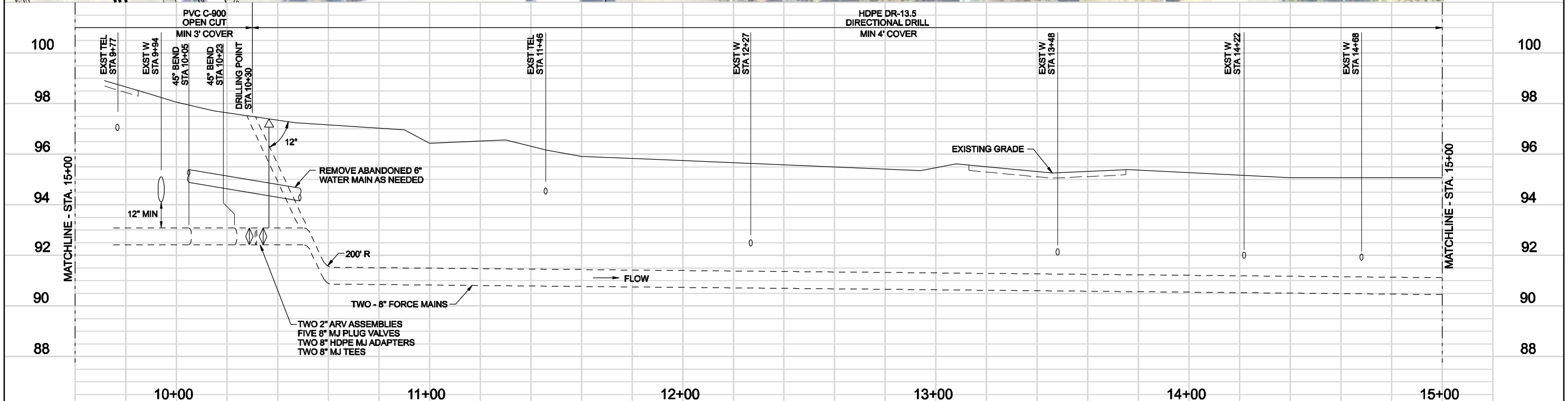
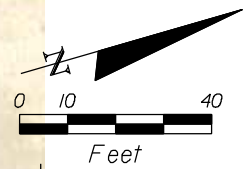
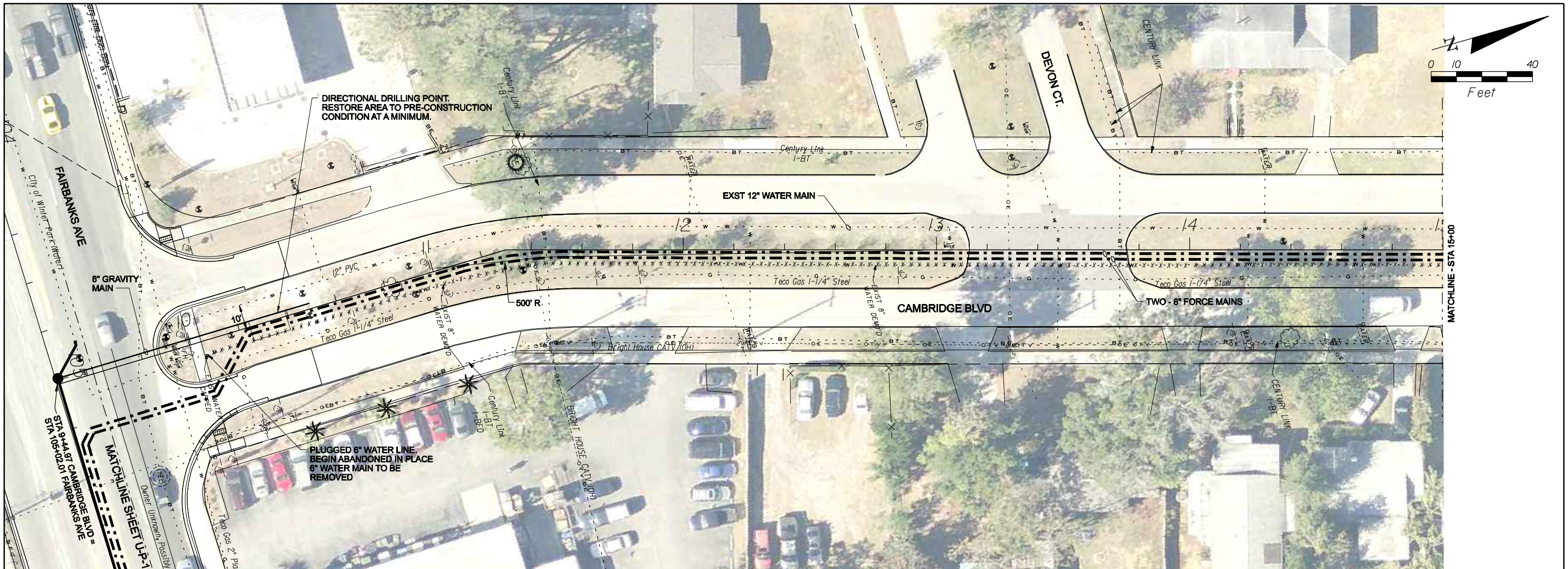
Engineer of Record: Gregory David Kolb, P.E.  
P.E. License No.: 65759  
**CH2M HILL**  
225 E. ROBINSON STREET  
SUITE 505  
ORLANDO, FL 32801-4322  
CERTIFICATE OF AUTHORIZATION NO. 25861

CITY OF WINTER PARK		
ROAD NO.	COUNTY	CITY PROJECT NO.
SR 426	ORANGE	2010-01

**GRAVITY MAIN DETAILS**

SHEET NO.  
U-P-12





REVISIONS					
DATE	BY	DESCRIPTION	DATE	BY	DESCRIPTION

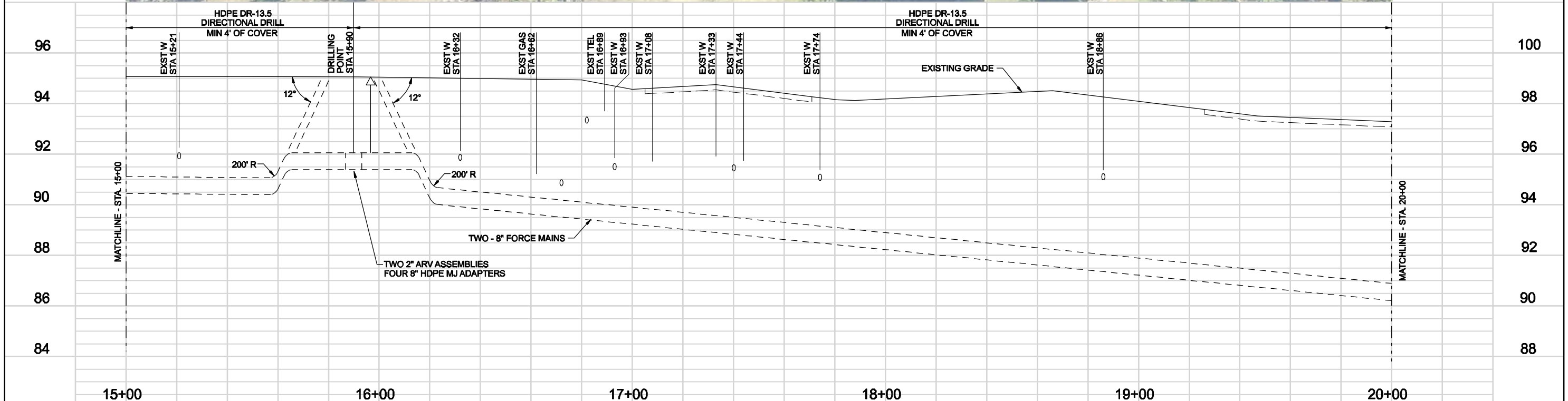
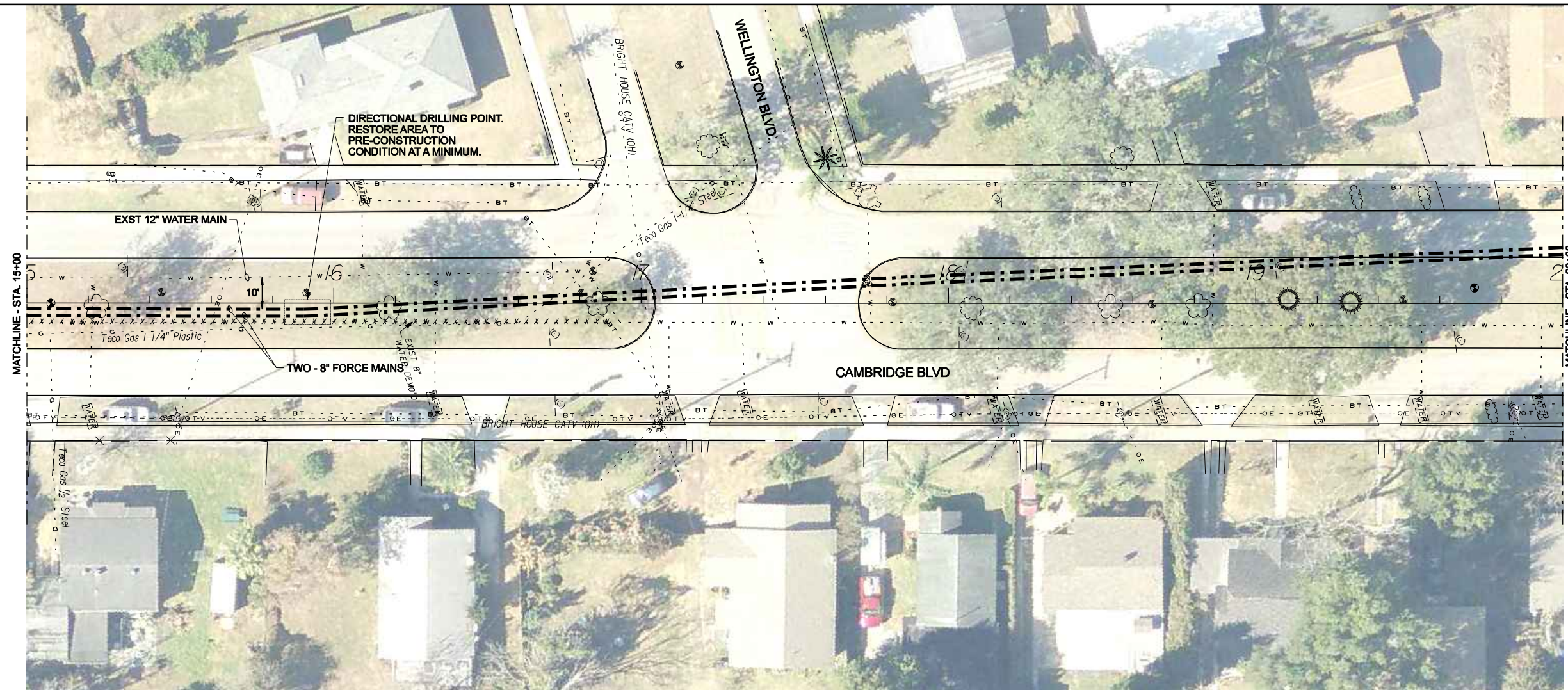
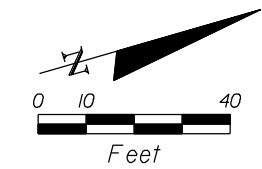
Engineer of Record: Gregory David Kolb, P.E.  
 P.E. License No.: 65759  
**CH2M HILL**  
 225 E. ROBINSON STREET  
 SUITE 505  
 ORLANDO, FL 32801-4322  
 CERTIFICATE OF AUTHORIZATION NO. 25861

CITY OF WINTER PARK		
ROAD NO.	COUNTY	CITY PROJECT NO.
SR 426	ORANGE	2010-01

**PLAN AND PROFILE**  
**STA 10+00 TO 15+00**

SHEET NO.  
 U-P-13





REVISIONS					
DATE	BY	DESCRIPTION	DATE	BY	DESCRIPTION

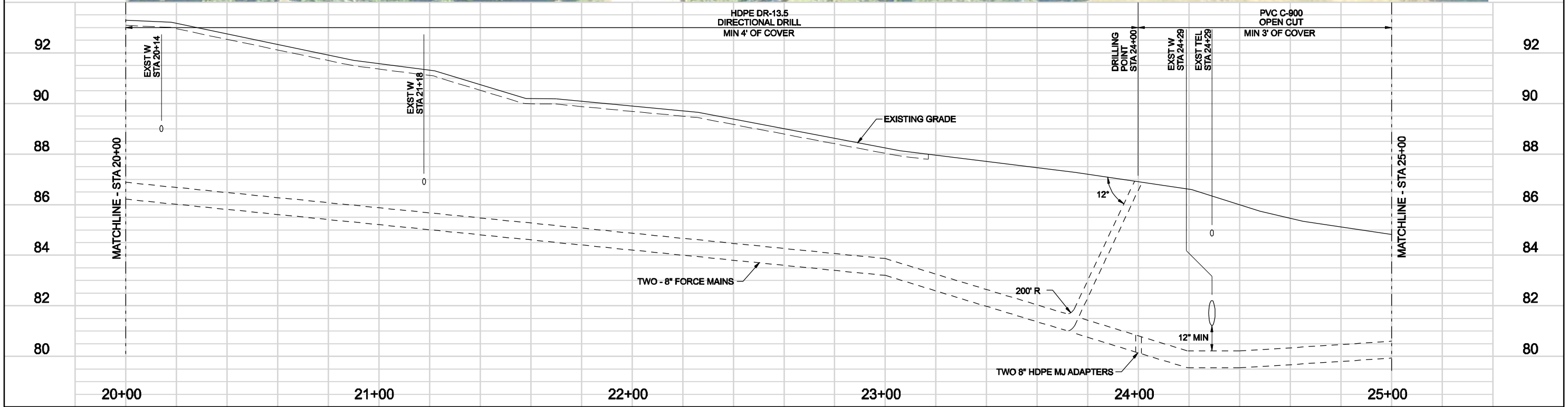
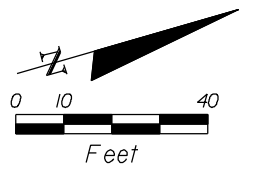

Engineer of Record: Gregory David Kolb, P.E.  
 P.E. License No.: 65759  
**CH2M HILL**  
 225 E. ROBINSON STREET  
 SUITE 505  
 ORLANDO, FL 32801-4322  
 CERTIFICATE OF AUTHORIZATION NO. 25861

CITY OF WINTER PARK		
ROAD NO.	COUNTY	CITY PROJECT NO.
SR 426	ORANGE	2010-01

**PLAN AND PROFILE**  
**STA 15+00 TO 20+00**

SHEET NO.  
 U-P-14





REVISIONS					
DATE	BY	DESCRIPTION	DATE	BY	DESCRIPTION

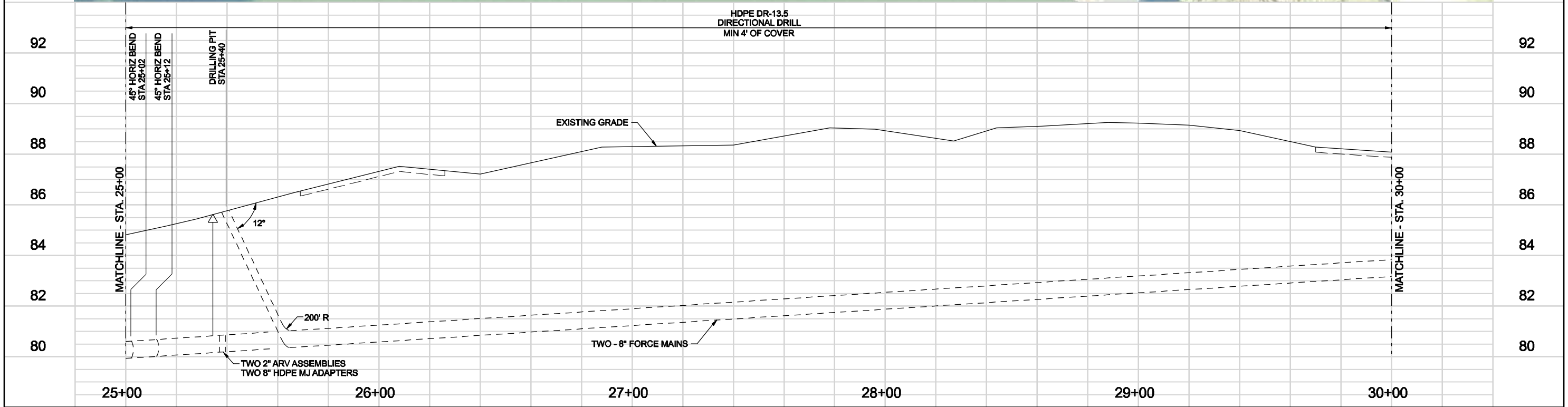
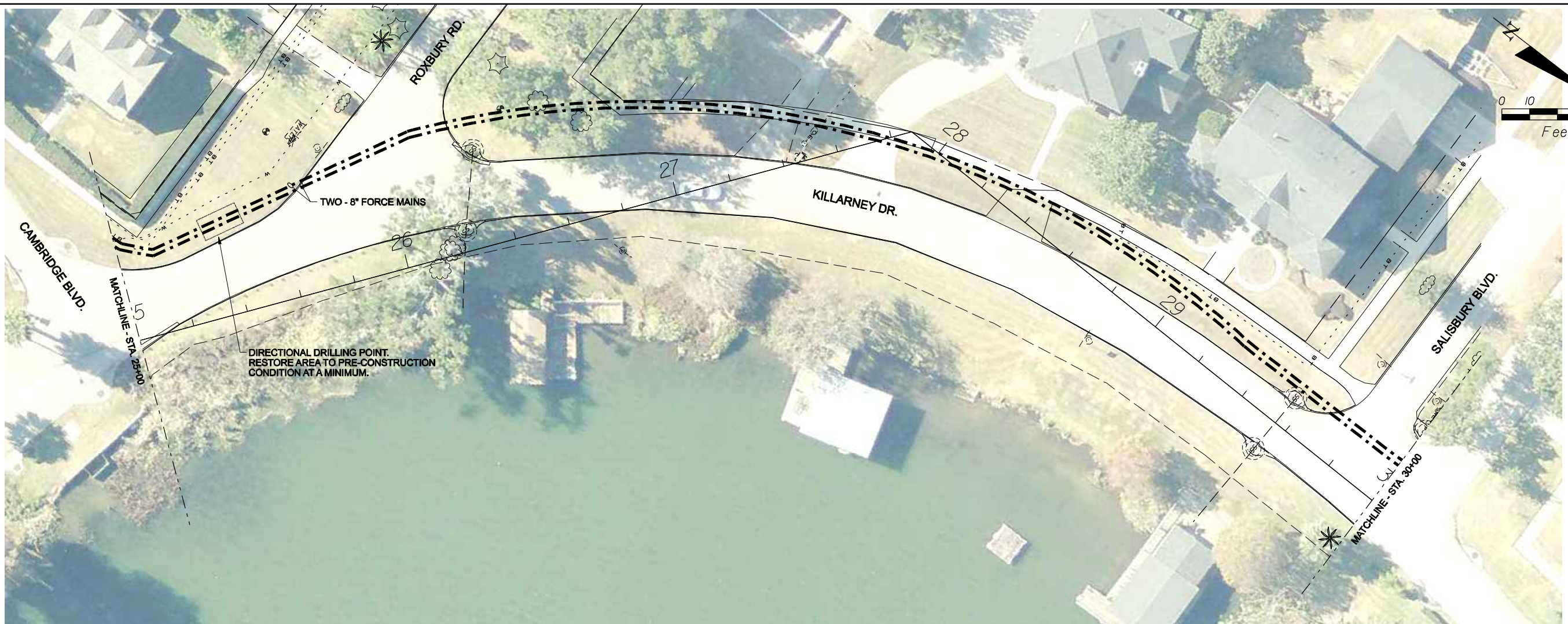
Engineer of Record: Gregory David Kolb, P.E.  
 P.E. License No.: 65759  
**CH2M HILL**  
 225 E. ROBINSON STREET  
 SUITE 505  
 ORLANDO, FL 32801-4322  
 CERTIFICATE OF AUTHORIZATION NO. 25861

CITY OF WINTER PARK		
ROAD NO.	COUNTY	CITY PROJECT NO.
SR 426	ORANGE	2010-01

**PLAN AND PROFILE**  
**STA 20+00 TO 25+00**

SHEET NO.  
 U-P-15





REVISIONS					
DATE	BY	DESCRIPTION	DATE	BY	DESCRIPTION

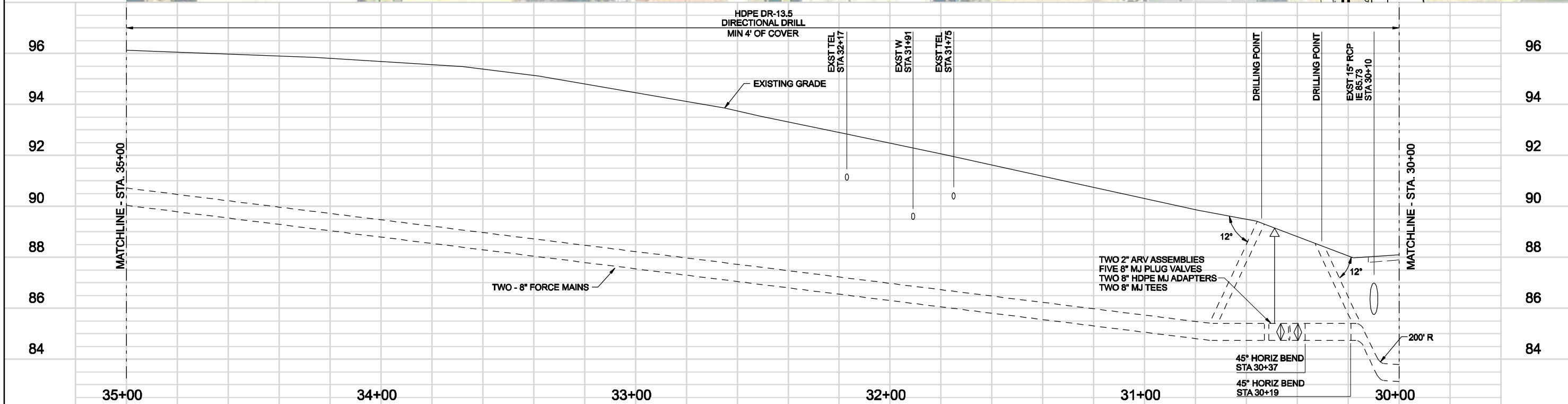
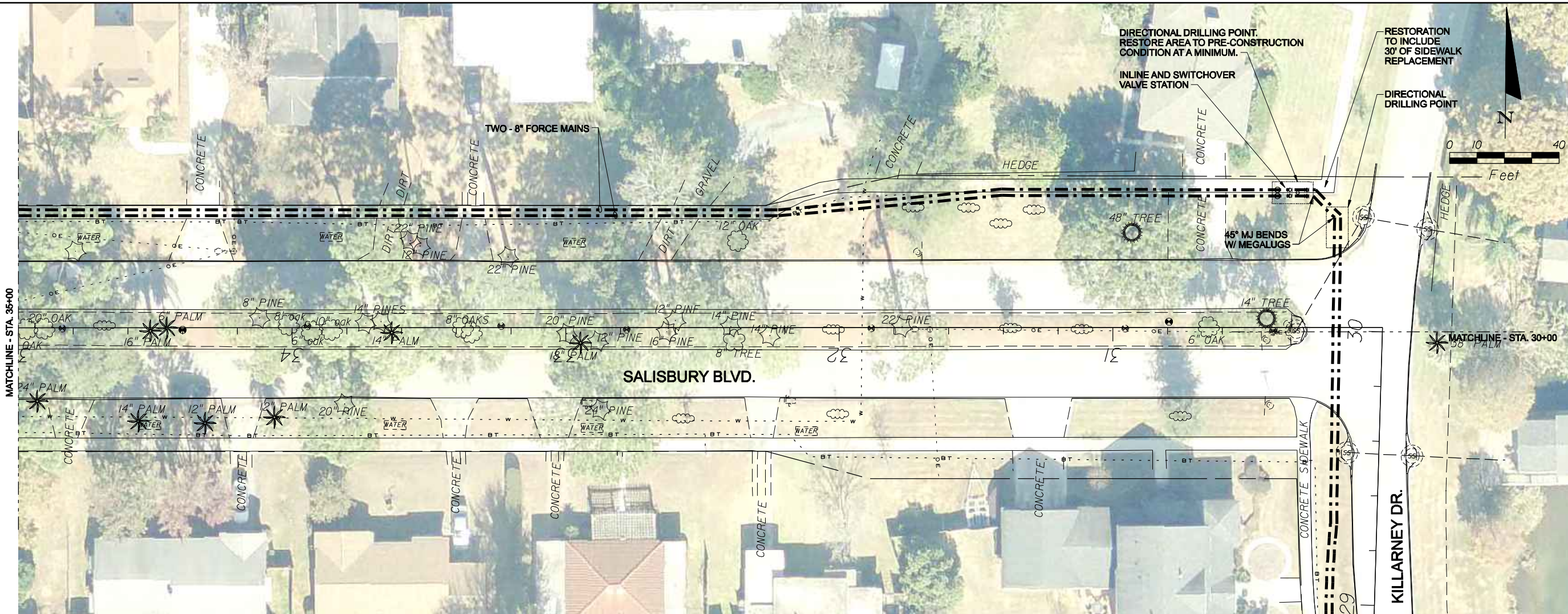
Engineer of Record: Gregory David Kolb, P.E.  
 P.E. License No.: 65759  
**CH2M HILL**  
 225 E. ROBINSON STREET  
 SUITE 505  
 ORLANDO, FL 32801-4322  
 CERTIFICATE OF AUTHORIZATION NO. 25861

CITY OF WINTER PARK		
ROAD NO.	COUNTY	CITY PROJECT NO.
SR 426	ORANGE	2010-01

**PLAN AND PROFILE**  
**STA 25+00 TO 30+00**

SHEET NO.  
 U-P-16





REVISIONS					
DATE	BY	DESCRIPTION	DATE	BY	DESCRIPTION

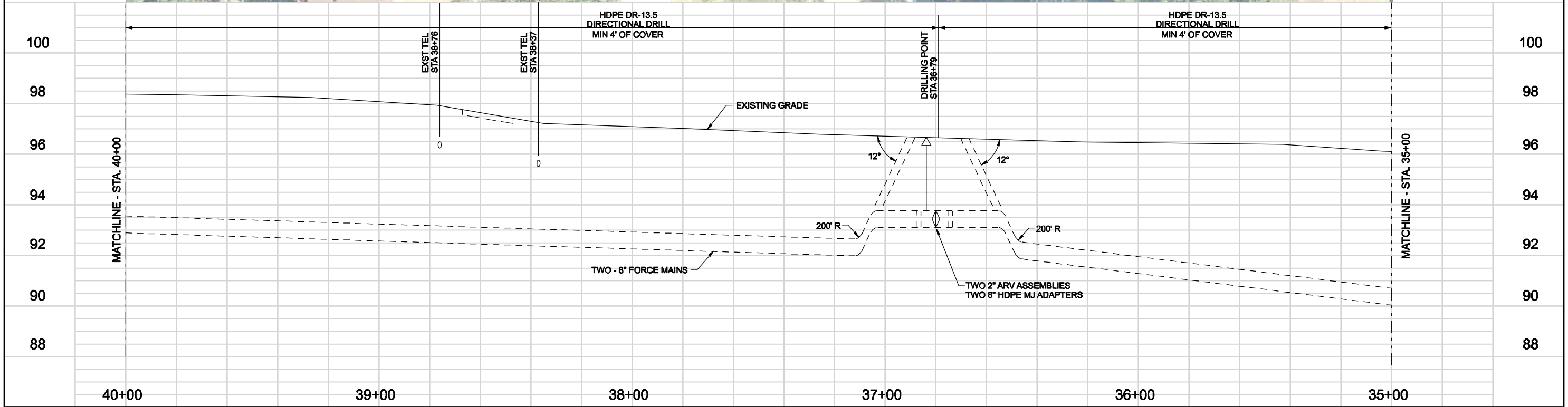
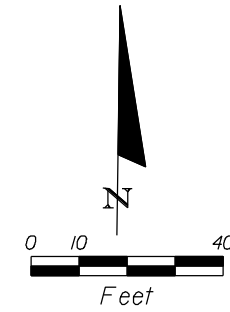
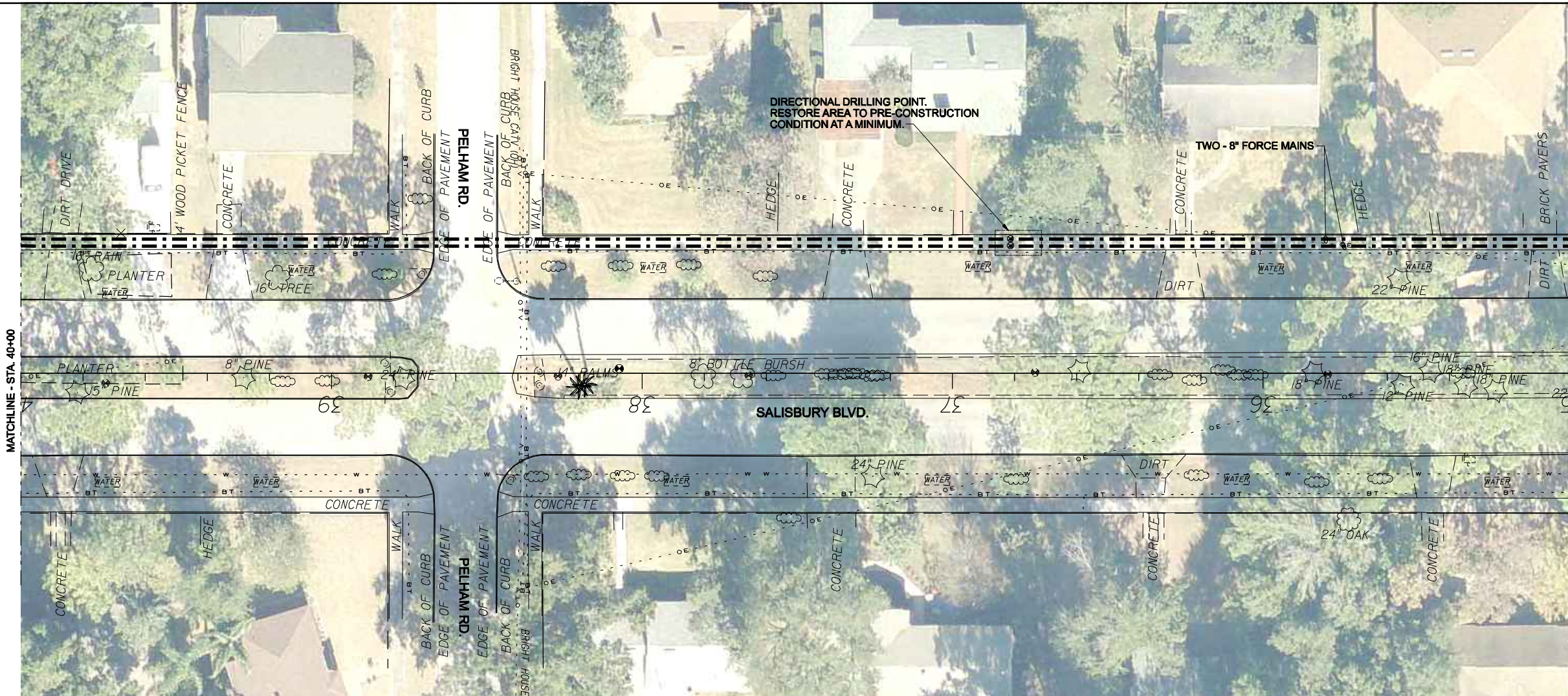
Engineer of Record: Gregory David Kolb, P.E.  
 P.E. License No.: 65759  
**CH2M HILL**  
 225 E. ROBINSON STREET  
 SUITE 505  
 ORLANDO, FL 32801-4322  
 CERTIFICATE OF AUTHORIZATION NO. 25861

CITY OF WINTER PARK		
ROAD NO.	COUNTY	CITY PROJECT NO.
SR 426	ORANGE	2010-01

**PLAN AND PROFILE**  
**STA 30+00 TO 35+00**

SHEET NO.  
 U-P-17





REVISIONS					
DATE	BY	DESCRIPTION	DATE	BY	DESCRIPTION

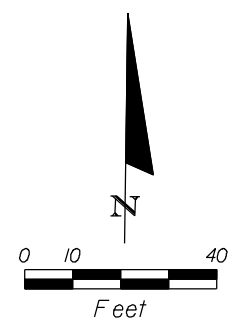
Engineer of Record: Gregory David Kolb, P.E.  
 P.E. License No.: 65759  
**CH2M HILL**  
 225 E. ROBINSON STREET  
 SUITE 505  
 ORLANDO, FL 32801-4322  
 CERTIFICATE OF AUTHORIZATION NO. 25861

CITY OF WINTER PARK		
ROAD NO.	COUNTY	CITY PROJECT NO.
SR 426	ORANGE	2010-01

**PLAN AND PROFILE**  
**STA 35+00 TO 40+00**

SHEET NO.  
 U-P-18





MATCHLINE - STA. 45+00

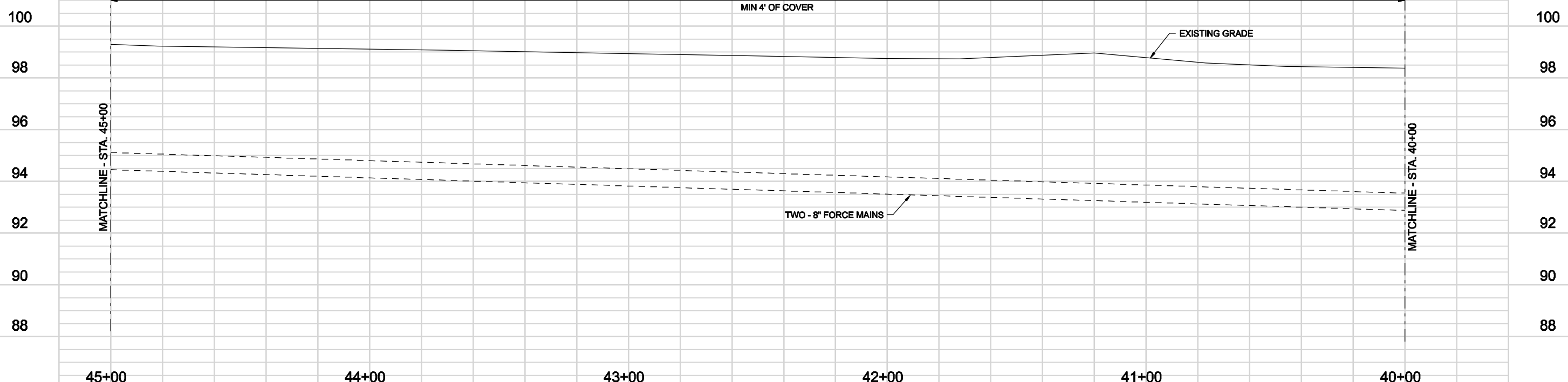
MATCHLINE - STA. 40+00

SALISBURY BLVD.

HDPE DR-13.5  
DIRECTIONAL DRILL  
MIN 4' OF COVER

EXISTING GRADE

TWO - 8" FORCE MAINS



45+00

44+00

43+00

42+00

41+00

40+00

REVISIONS					
DATE	BY	DESCRIPTION	DATE	BY	DESCRIPTION

Engineer of Record: Gregory David Kolb, P.E.  
P.E. License No.: 65759  
**CH2M HILL**  
225 E. ROBINSON STREET  
SUITE 505  
ORLANDO, FL 32801-4322  
CERTIFICATE OF AUTHORIZATION NO. 25861

CITY OF WINTER PARK		
ROAD NO.	COUNTY	CITY PROJECT NO.
SR 426	ORANGE	2010-01

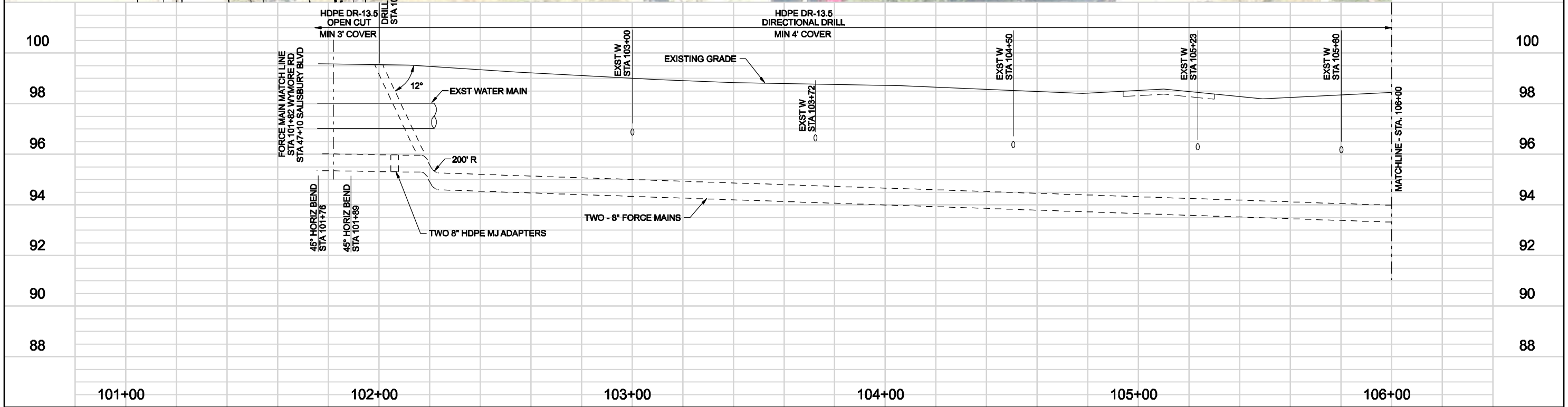
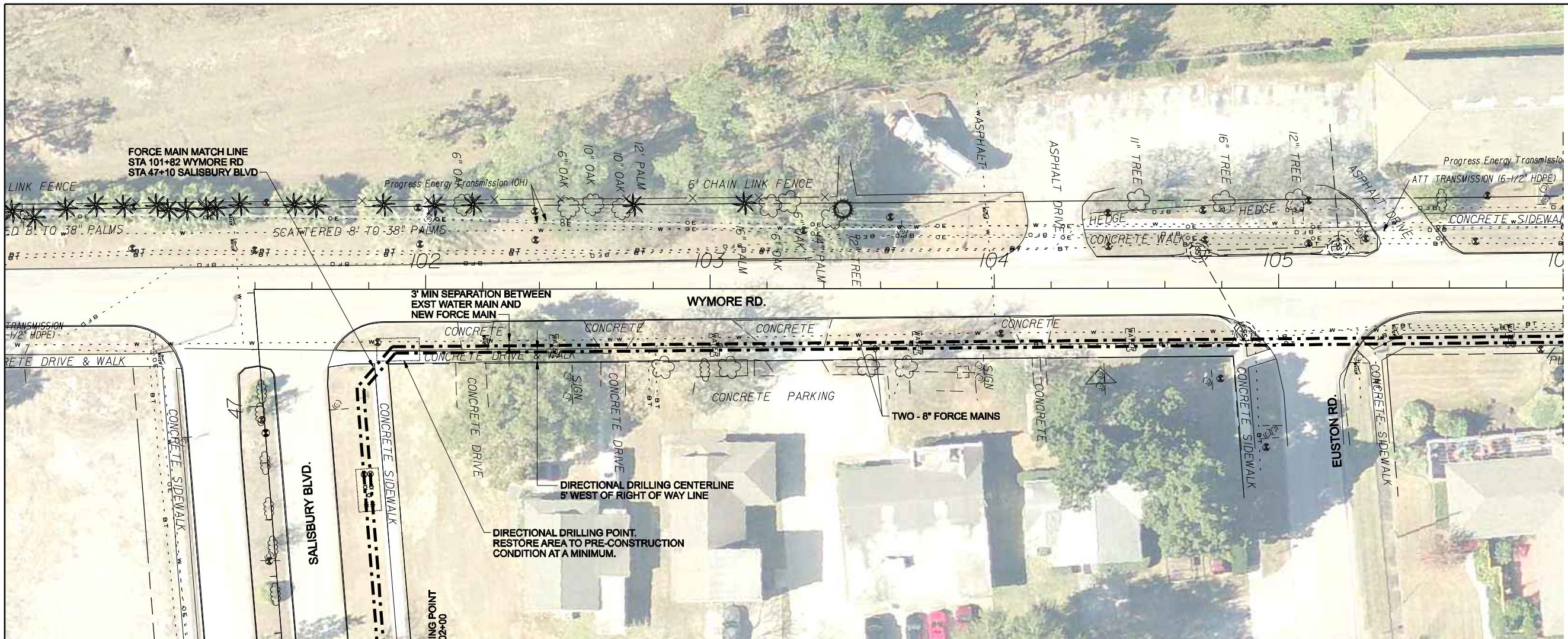
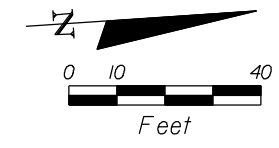
**PLAN AND PROFILE**  
**STA 40+00 TO 45+00**

SHEET NO.  
U-P-19









REVISIONS					
DATE	BY	DESCRIPTION	DATE	BY	DESCRIPTION

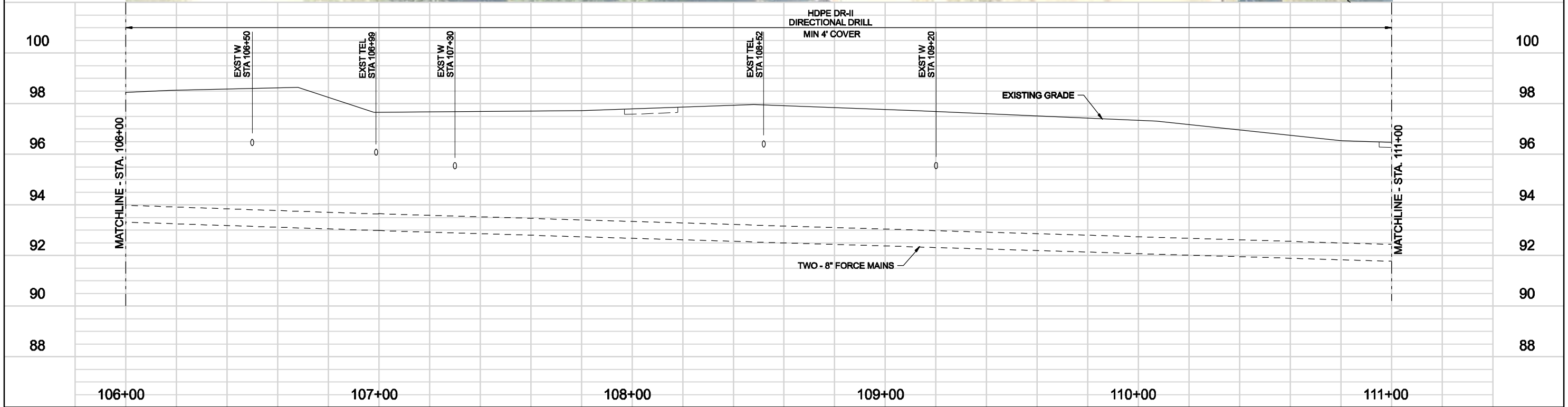
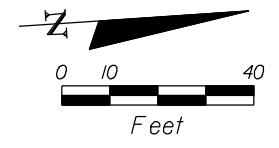
Engineer of Record: Gregory David Kolb, P.E.  
 P.E. License No.: 65759  
**CH2M HILL**  
 225 E. ROBINSON STREET  
 SUITE 505  
 ORLANDO, FL 32801-4322  
 CERTIFICATE OF AUTHORIZATION NO. 25861

CITY OF WINTER PARK		
ROAD NO.	COUNTY	CITY PROJECT NO.
SR 426	ORANGE	2010-01

**PLAN AND PROFILE**  
**STA 101+40 TO 106+00**

SHEET NO.  
 U-P-21





REVISIONS					
DATE	BY	DESCRIPTION	DATE	BY	DESCRIPTION

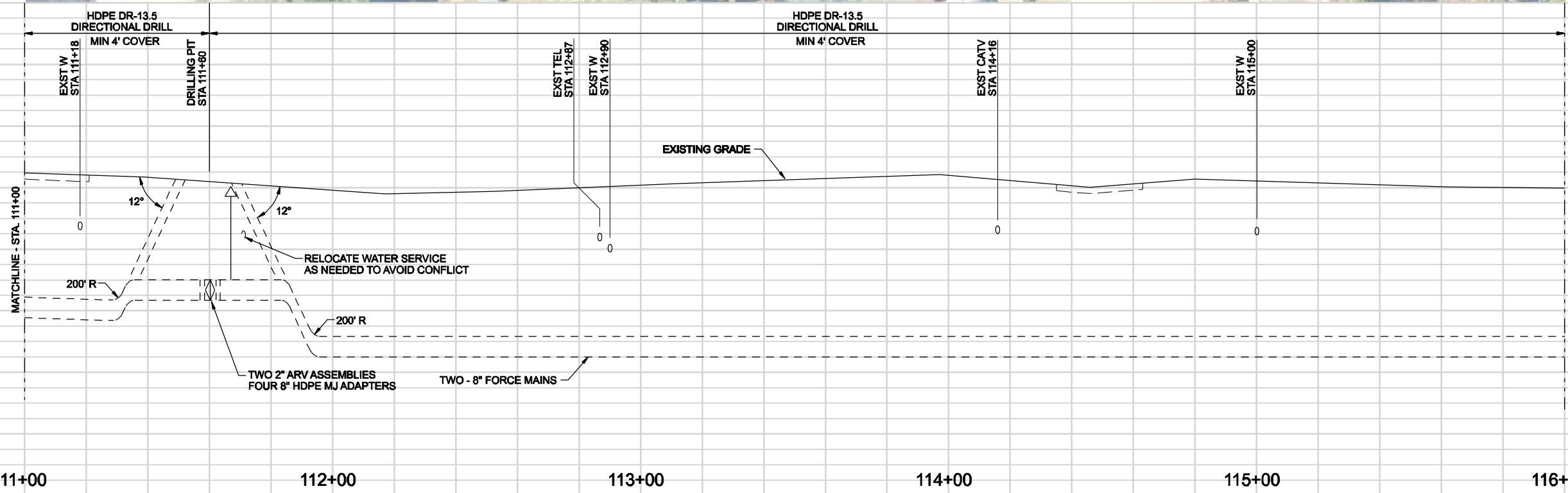
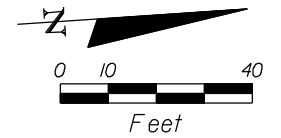
Engineer of Record: Gregory David Kolb, P.E.  
 P.E. License No.: 65759  
**CH2M HILL**  
 225 E. ROBINSON STREET  
 SUITE 505  
 ORLANDO, FL 32801-4322  
 CERTIFICATE OF AUTHORIZATION NO. 25861

CITY OF WINTER PARK		
ROAD NO.	COUNTY	CITY PROJECT NO.
SR 426	ORANGE	2010-01

**PLAN AND PROFILE**  
**STA 106+00 TO 111+00**

SHEET NO.  
 U-P-22





REVISIONS					
DATE	BY	DESCRIPTION	DATE	BY	DESCRIPTION

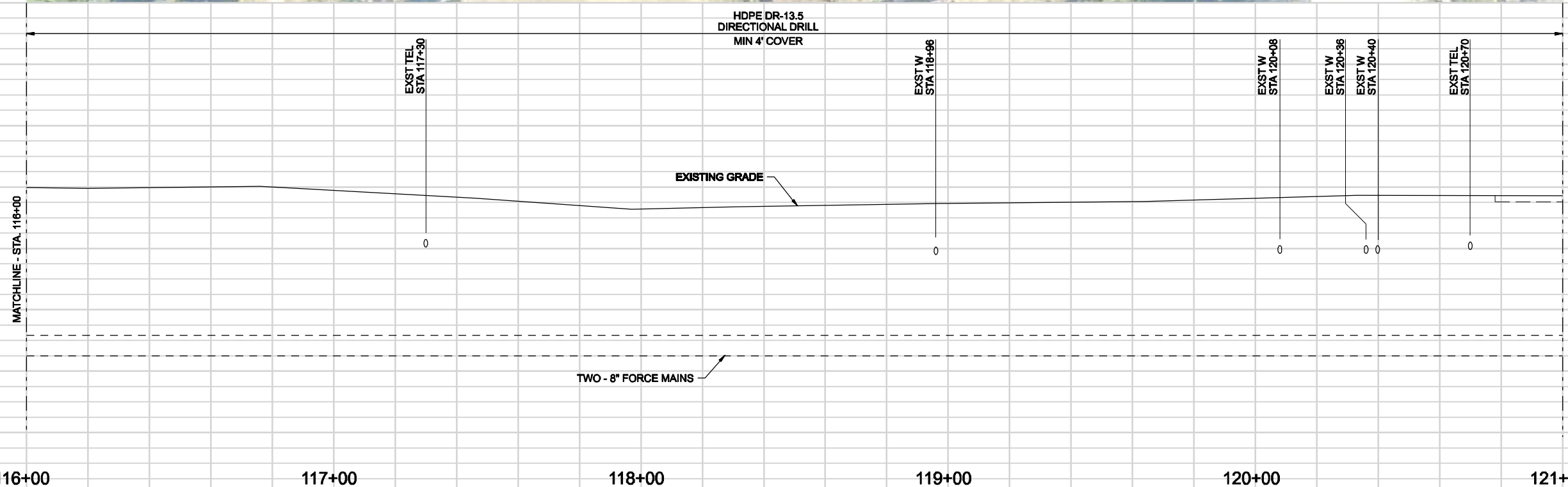
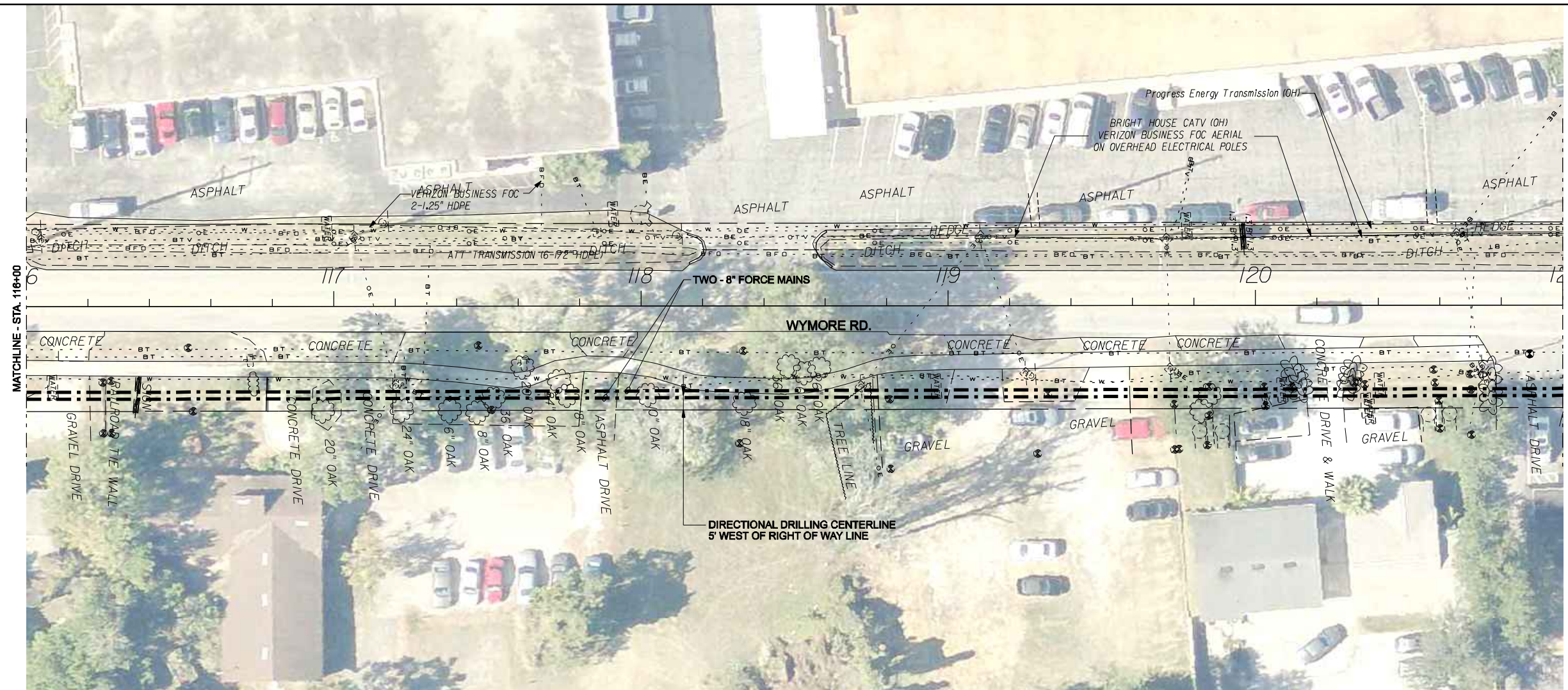
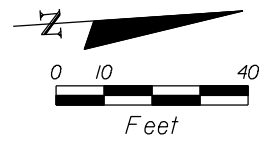
Engineer of Record: Gregory David Kolb, P.E.  
 P.E. License No.: 65759  
**CH2M HILL**  
 225 E. ROBINSON STREET  
 SUITE 505  
 ORLANDO, FL 32801-4322  
 CERTIFICATE OF AUTHORIZATION NO. 25861

CITY OF WINTER PARK		
ROAD NO.	COUNTY	CITY PROJECT NO.
SR 426	ORANGE	2010-01

**PLAN AND PROFILE**  
**STA 111+00 TO 116+00**

SHEET NO.  
 U-P-23





REVISIONS					
DATE	BY	DESCRIPTION	DATE	BY	DESCRIPTION

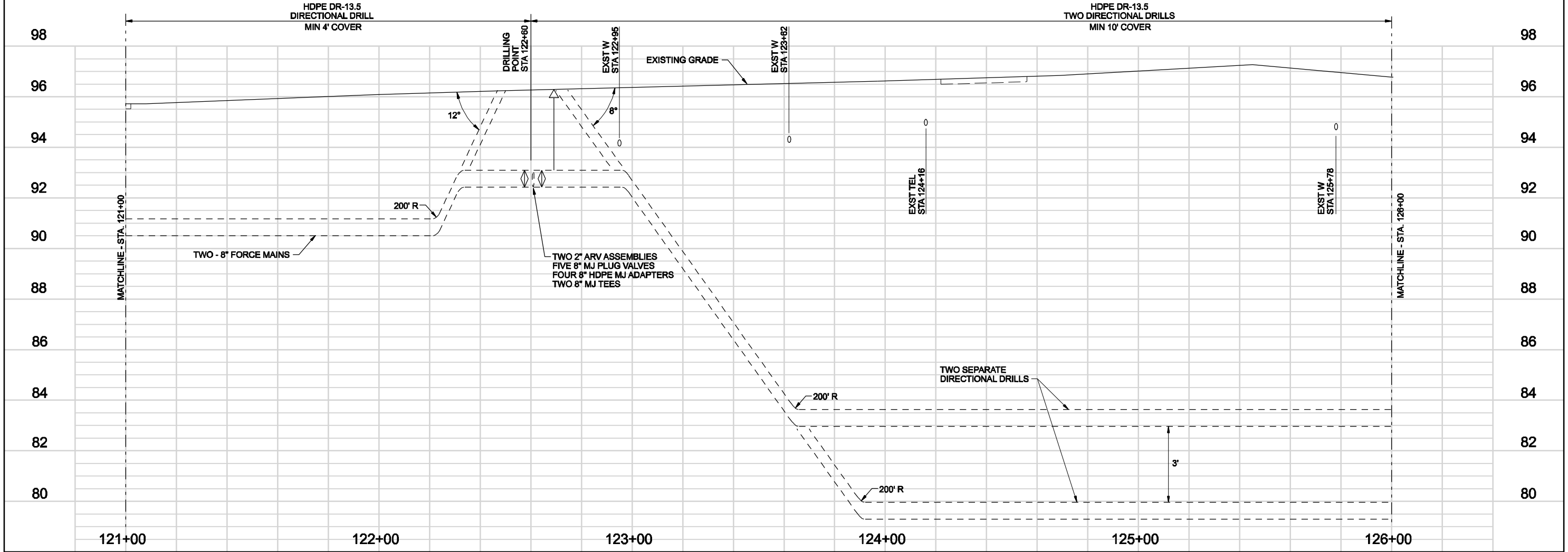
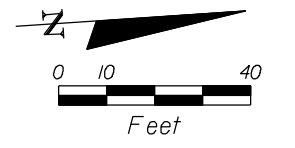
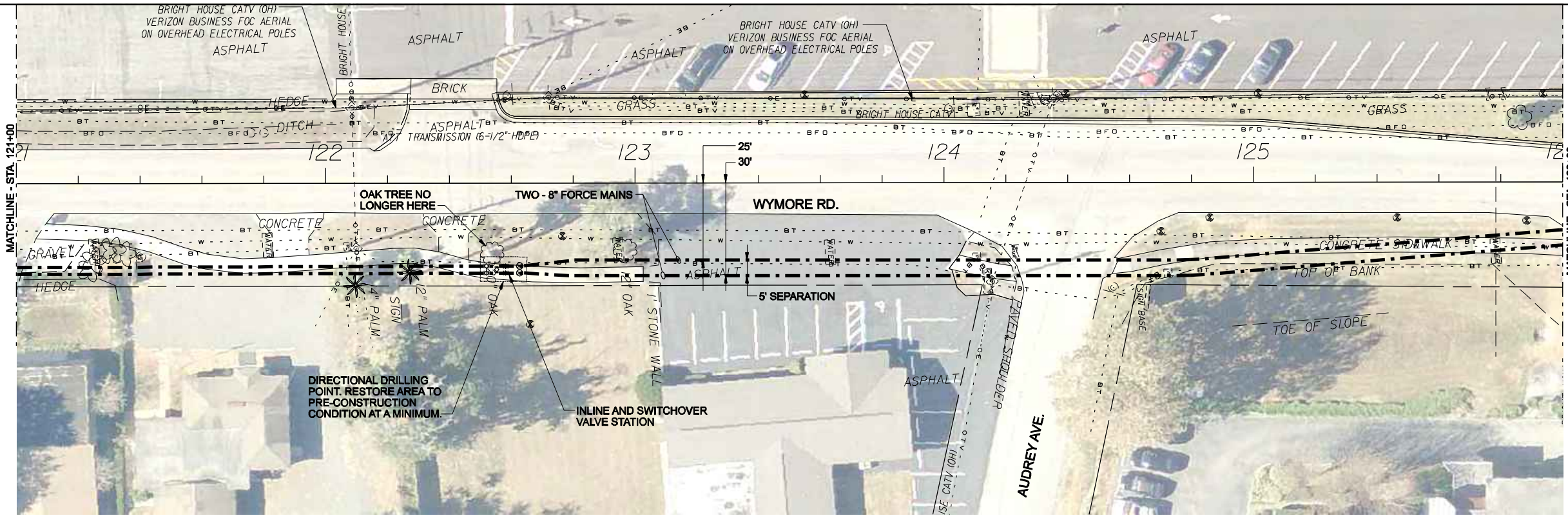
Engineer of Record: Gregory David Kolb, P.E.  
 P.E. License No.: 65759  
**CH2M HILL**  
 225 E. ROBINSON STREET  
 SUITE 505  
 ORLANDO, FL 32801-4322  
 CERTIFICATE OF AUTHORIZATION NO. 25861

CITY OF WINTER PARK		
ROAD NO.	COUNTY	CITY PROJECT NO.
SR 426	ORANGE	2010-01

**PLAN AND PROFILE**  
**STA 116+00 TO 121+00**

SHEET NO.  
 U-P-24





REVISIONS					
DATE	BY	DESCRIPTION	DATE	BY	DESCRIPTION

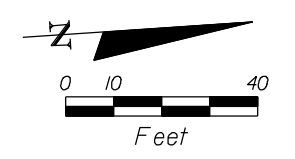
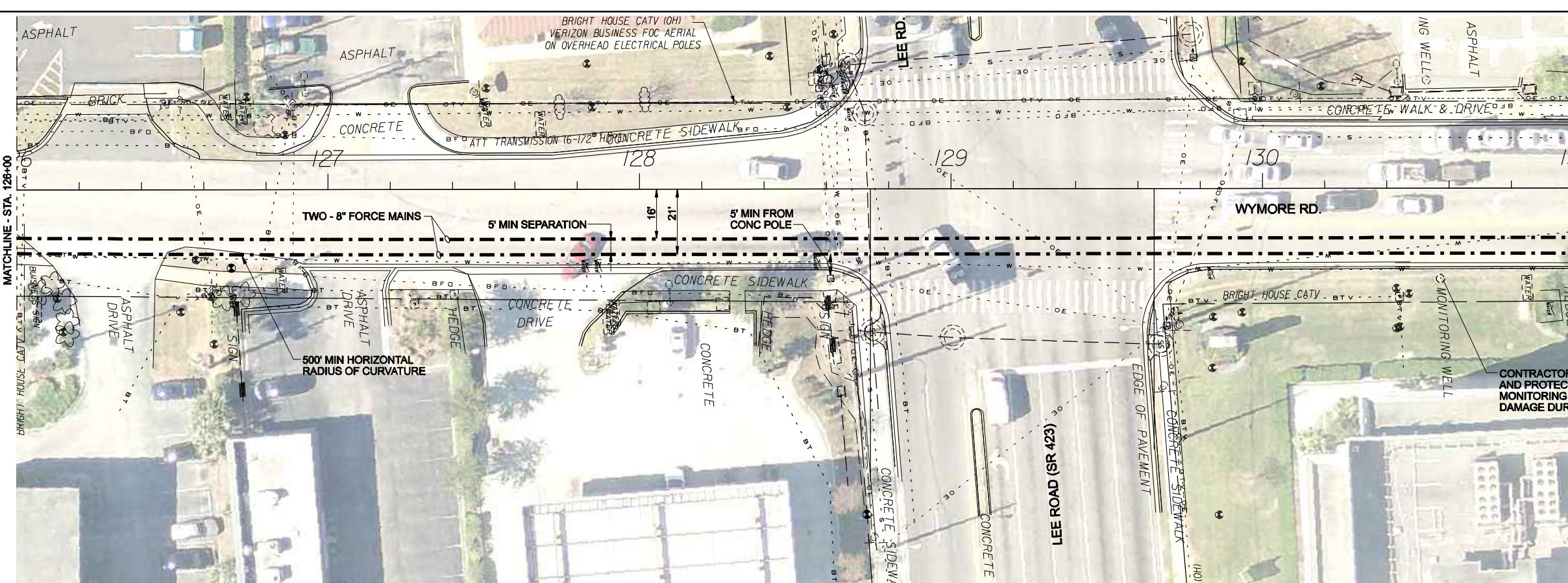
Engineer of Record: Gregory David Kolb, P.E.  
 P.E. License No.: 65759  
**CH2M HILL**  
 225 E. ROBINSON STREET  
 SUITE 505  
 ORLANDO, FL 32801-4322  
 CERTIFICATE OF AUTHORIZATION NO. 25861

CITY OF WINTER PARK		
ROAD NO.	COUNTY	CITY PROJECT NO.
SR 426	ORANGE	2010-01

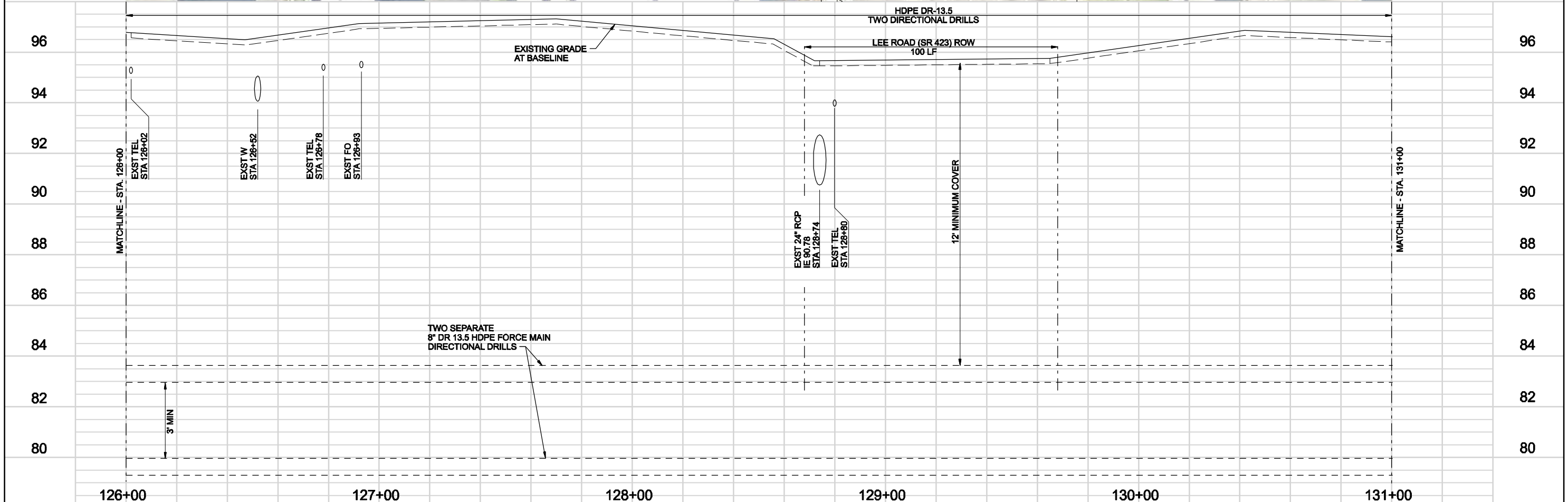
**PLAN AND PROFILE**  
**STA 121+00 TO 126+00**

SHEET NO.  
 U-P-25





CONTRACTOR SHALL LOCATE AND PROTECT EXISTING MONITORING WELL FROM DAMAGE DURING CONSTRUCTION



REVISIONS					
DATE	BY	DESCRIPTION	DATE	BY	DESCRIPTION

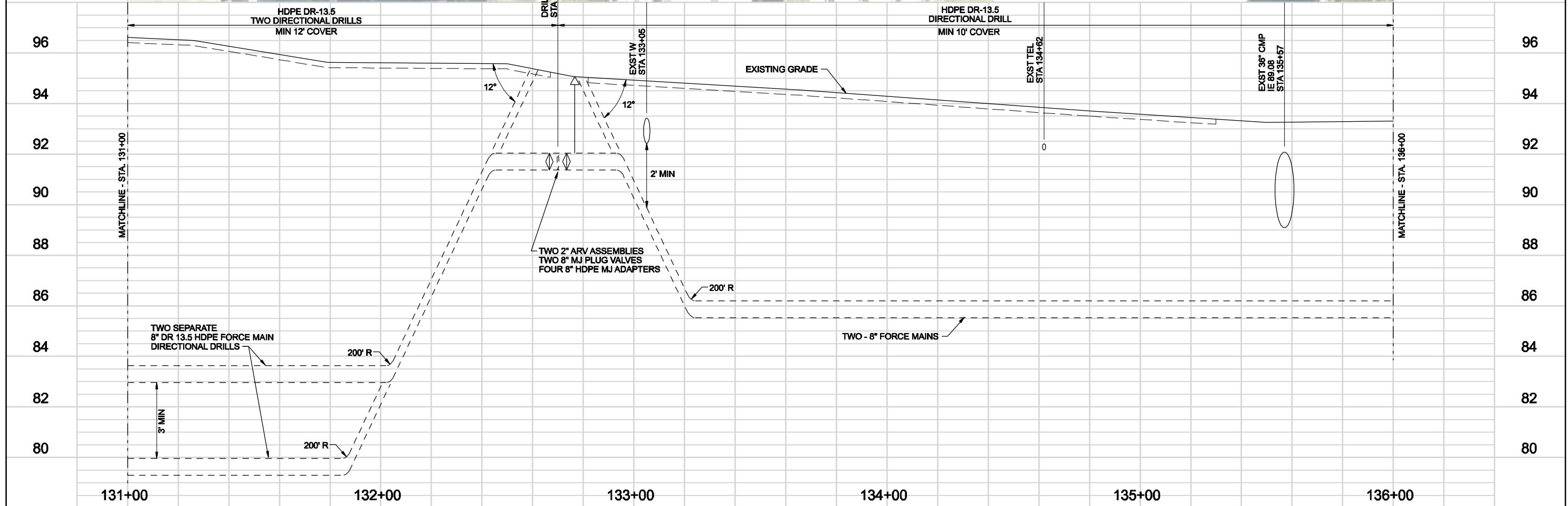
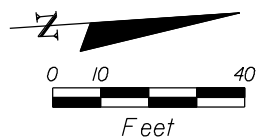
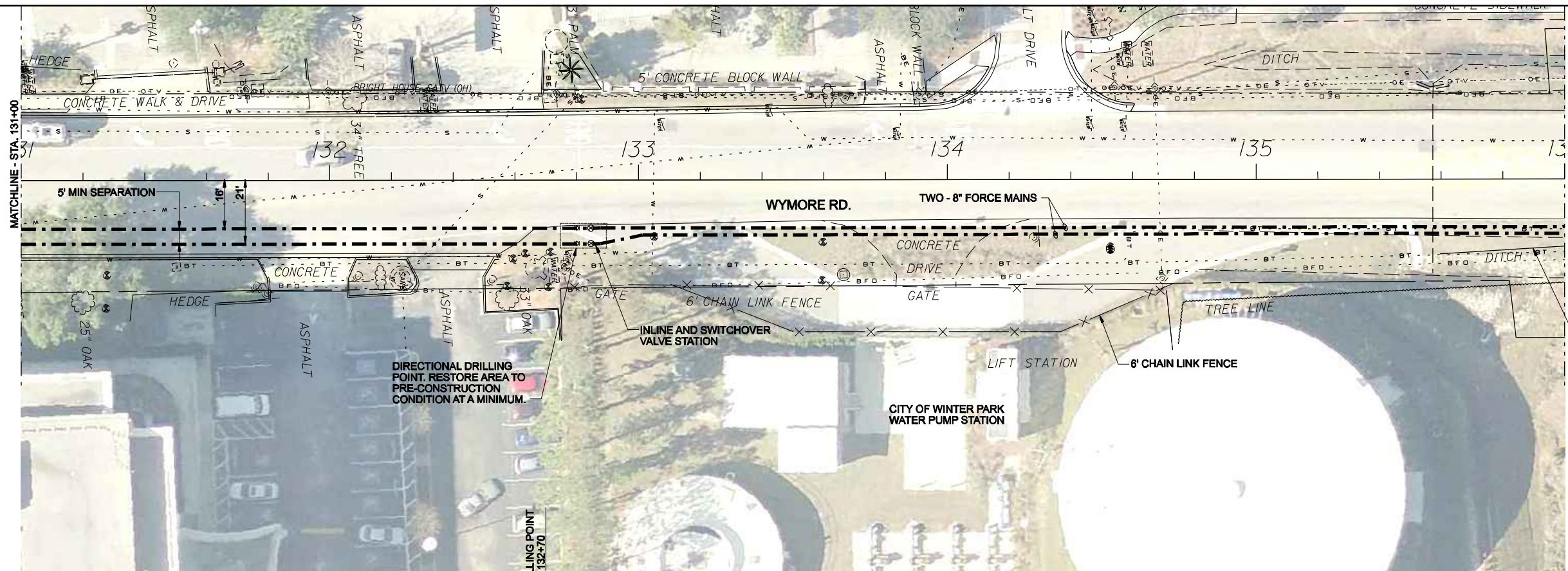
Engineer of Record: Gregory David Kolb, P.E.  
 P.E. License No.: 65759  
**CH2M HILL**  
 225 E. ROBINSON STREET  
 SUITE 505  
 ORLANDO, FL 32801-4322  
 CERTIFICATE OF AUTHORIZATION NO. 25881

CITY OF WINTER PARK		
ROAD NO.	COUNTY	CITY PROJECT NO.
SR 426	ORANGE	2010-01

**PLAN AND PROFILE**  
**STA 126+00 TO 131+00**

SHEET NO.  
U-P-26





REVISIONS					
DATE	BY	DESCRIPTION	DATE	BY	DESCRIPTION

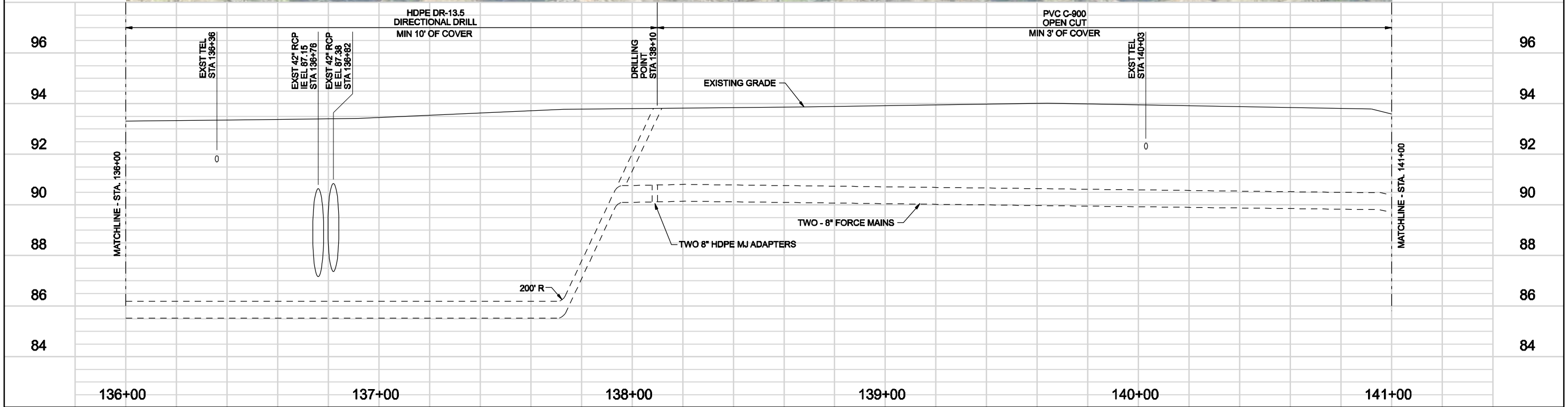
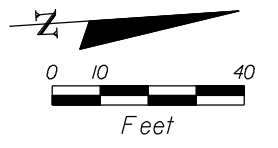
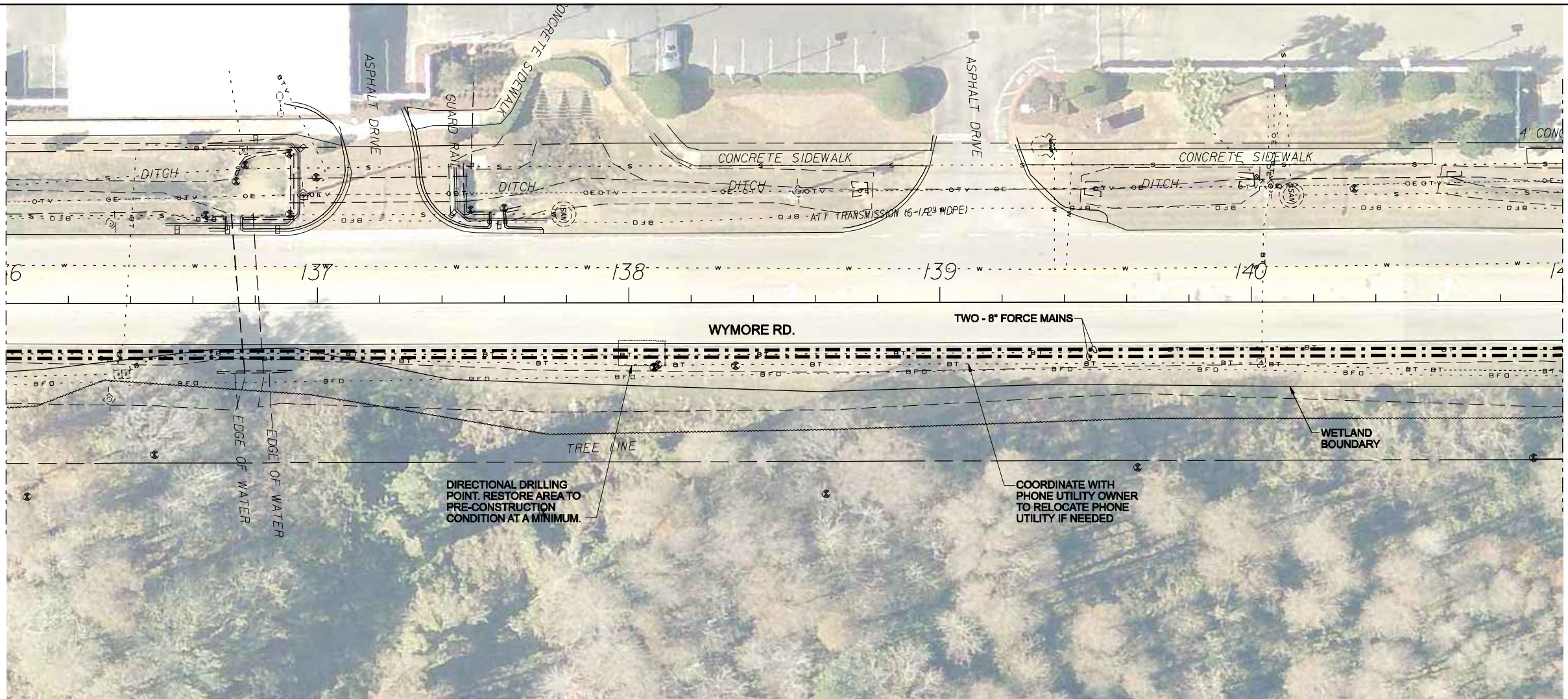
Engineer of Record: Gregory David Kolb, P.E.  
 P.E. License No.: 65759  
**CH2M HILL**  
 225 E. ROBINSON STREET  
 SUITE 505  
 ORLANDO, FL 32801-4322  
 CERTIFICATE OF AUTHORIZATION NO. 25861

CITY OF WINTER PARK		
ROAD NO.	COUNTY	CITY PROJECT NO.
SR 426	ORANGE	2010-01

**PLAN AND PROFILE**  
**STA 131+00 TO 136+00**

SHEET NO.  
 U-P-27





REVISIONS					
DATE	BY	DESCRIPTION	DATE	BY	DESCRIPTION

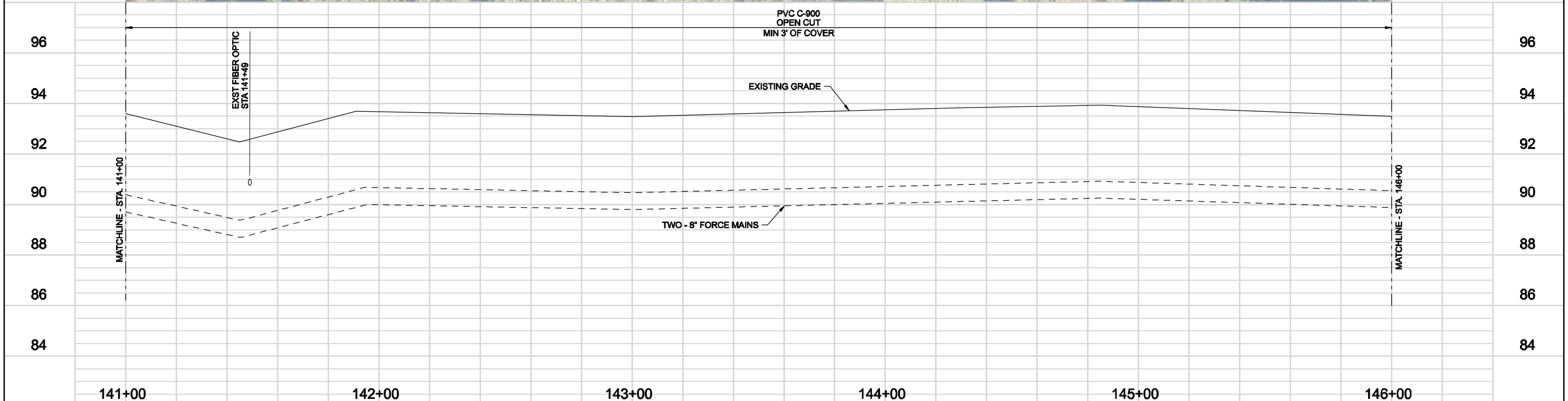
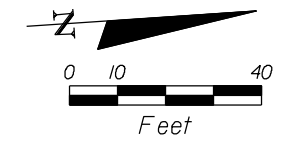
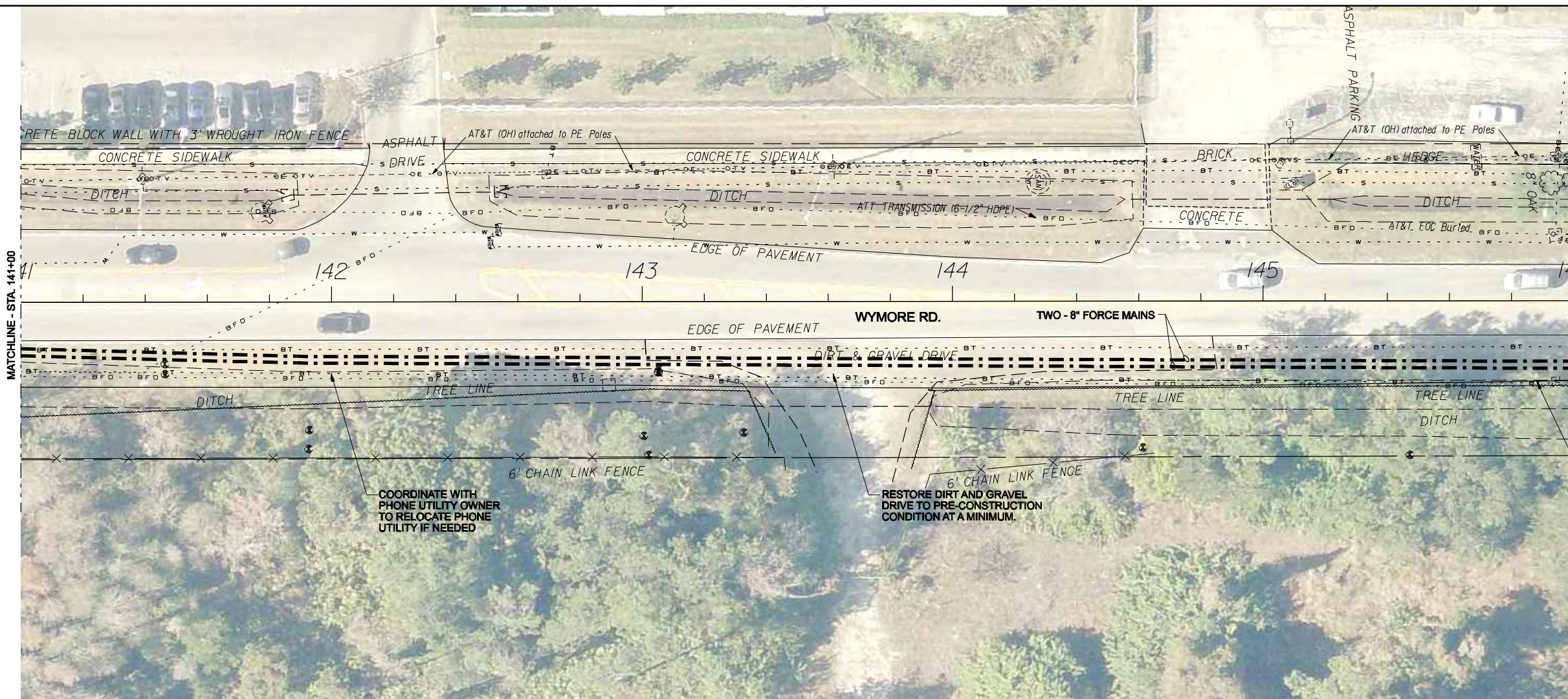
Engineer of Record: Gregory David Kolb, P.E.  
P.E. License No.: 65759  
**CH2M HILL**  
225 E. ROBINSON STREET  
SUITE 505  
ORLANDO, FL 32801-4322  
CERTIFICATE OF AUTHORIZATION NO. 25861

CITY OF WINTER PARK		
ROAD NO.	COUNTY	CITY PROJECT NO.
SR 426	ORANGE	2010-01

**PLAN AND PROFILE**  
**STA 136+00 TO 141+00**

SHEET NO.  
U-P-28

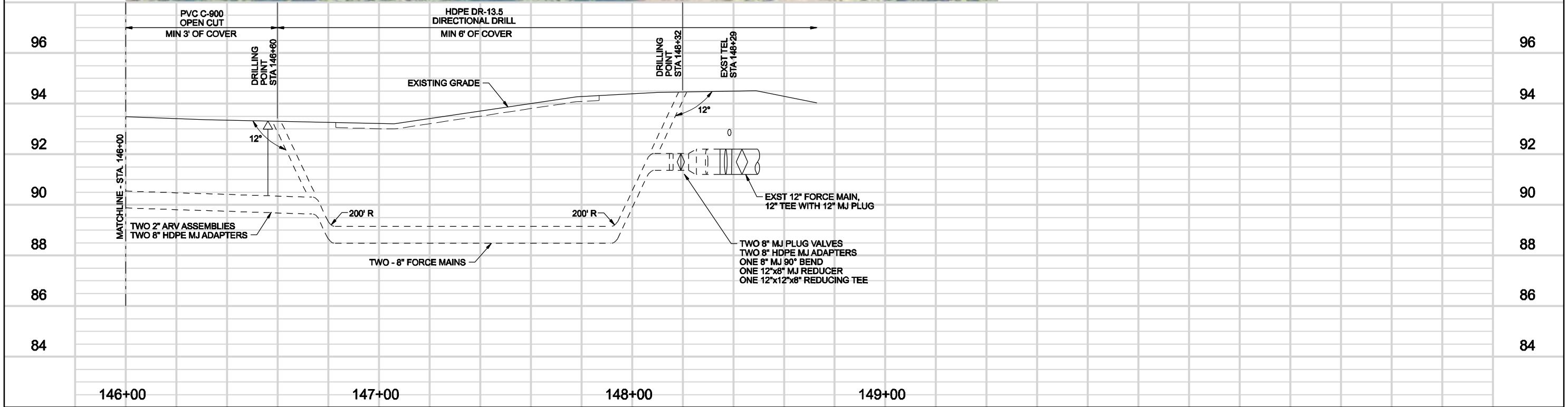
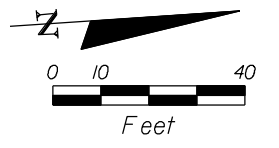
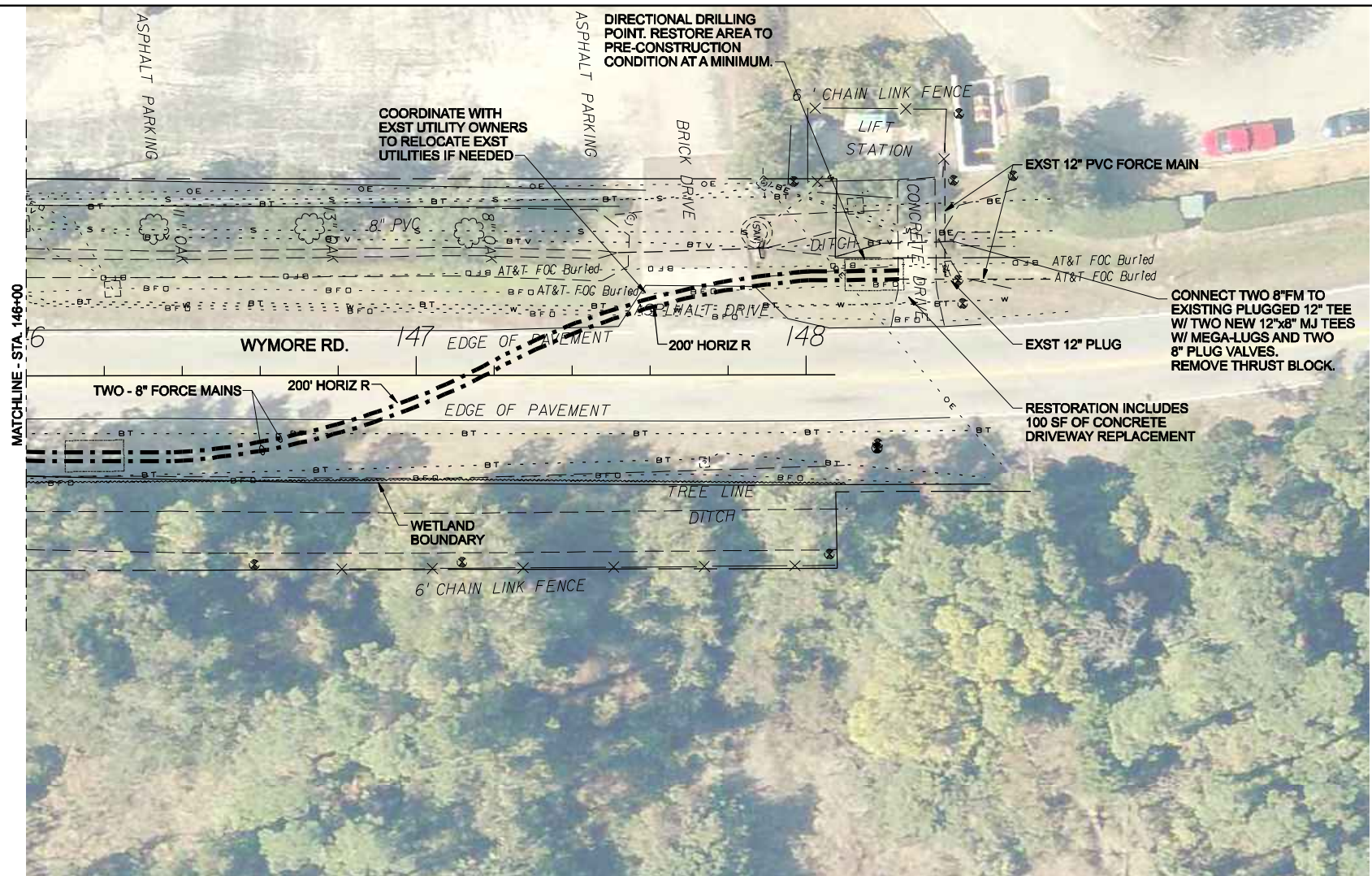




REVISIONS						Engineer of Record: Gregory David Kolb, P.E. P.E. License No.: 65759 <b>CH2M HILL</b> 225 E. ROBINSON STREET SUITE 505 ORLANDO, FL 32801-4322 CERTIFICATE OF AUTHORIZATION NO. 25861	CITY OF WINTER PARK			SHEET NO.  U-P-29
DATE	BY	DESCRIPTION	DATE	BY	DESCRIPTION		ROAD NO.	COUNTY	CITY PROJECT NO.	
						SR 426	ORANGE	2010-01		

**PLAN AND PROFILE**  
**STA 141+00 TO 146+00**





REVISIONS					
DATE	BY	DESCRIPTION	DATE	BY	DESCRIPTION

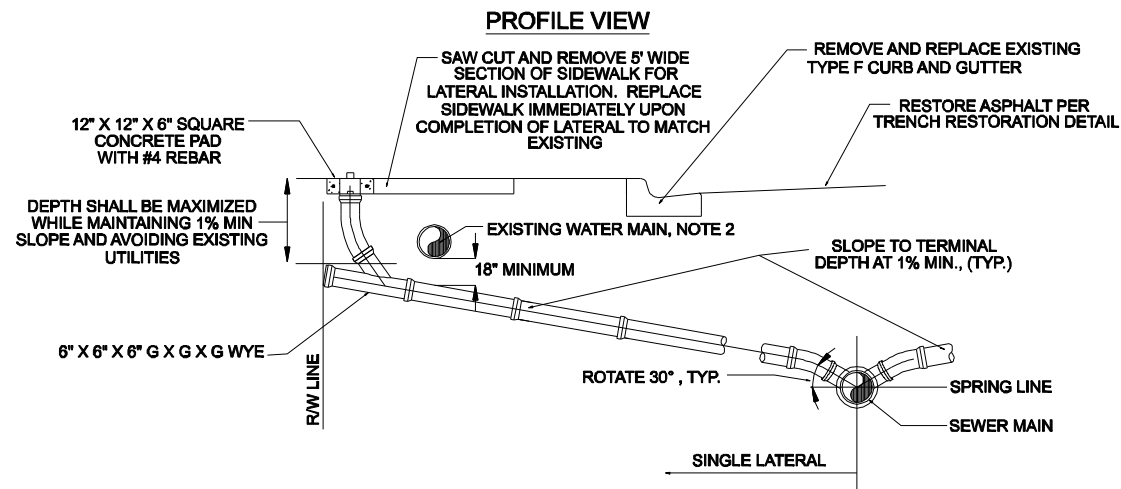
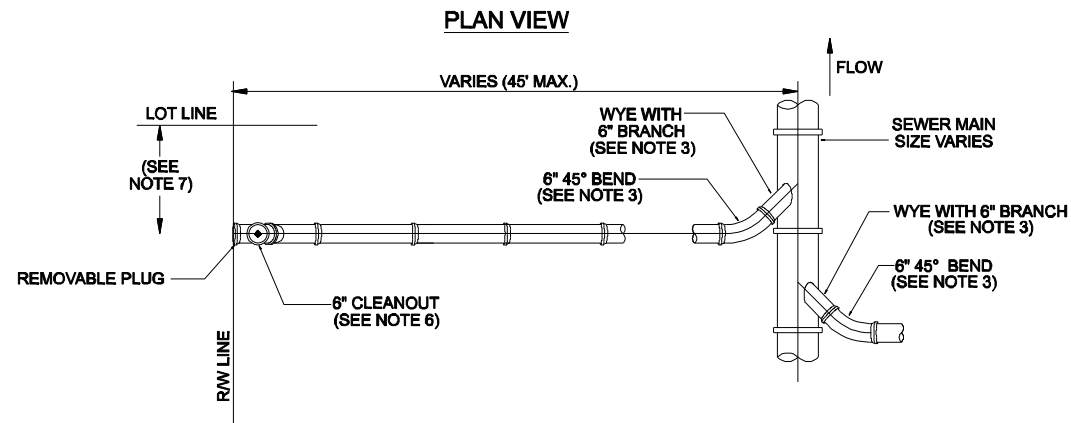
Engineer of Record: Gregory David Kolb, P.E.  
 P.E. License No.: 65759  
**CH2M HILL**  
 225 E. ROBINSON STREET  
 SUITE 505  
 ORLANDO, FL 32801-4322  
 CERTIFICATE OF AUTHORIZATION NO. 25861

CITY OF WINTER PARK		
ROAD NO.	COUNTY	CITY PROJECT NO.
SR 426	ORANGE	2010-01

**PLAN AND PROFILE**  
**STA 146+00 TO 148+08**

SHEET NO.  
 U-P-30



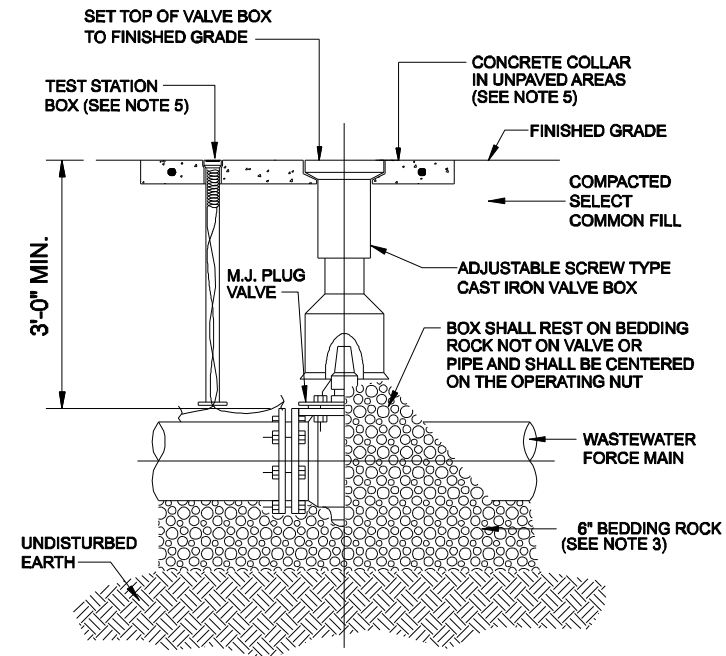


- NOTES:**
1. INVERT OF SERVICE LATERAL SHALL NOT ENTER SEWER MAIN BELOW SPRING LINE.
  2. SEE SPECIFICATION SECTION 02 81 00 FOR HANDLING AND DISPOSAL OF FRACTURED ACP
  3. ALL FITTINGS SHOWN ARE TO BE INSTALLED.
  4. SERVICE CONNECTIONS SHALL BE PERMANENTLY MARKED BY CUTTING AN "S" INTO THE CURB DIRECTLY OVER THE LATERAL.
  5. PROPERTY OWNER'S PLUMBER WILL REMOVE PLUG, INSTALL CLEANOUT AND CONNECT LATERAL TO EXISTING SANITARY SEWER DRAIN PIPE.
  6. 6" CLEANOUT SHALL BE INSTALLED BY THE CONTRACTOR AT THE PROPERTY LINE IN ACCORDANCE WITH UTILITY STANDARDS.
  7. AS SHOWN ON DRAWINGS

**13 SERVICE LATERAL**  
NTS

CITY OF WINTER PARK WATER & WASTEWATER UTILITY DEPARTMENT  
STANDARDS, SPECIFICATIONS & DETAILS MANUAL - FIGURE 4

**STANDARD DETAIL**



- NOTES:**
1. C900 PVC OR DUCTILE IRON PIPE EXTENSIONS SHALL BE USED ON VALVE BOX INSTALLATION.
  2. THE VALVE ACTUATING NUT SHALL BE EXTENDED TO BE WITHIN 3' OF FINISHED GRADE.
  3. BEDDING MATERIAL SHALL CONFORM TO FDOT NO. 57 AGGREGATE
  4. VALVE BOX SHALL REST ON BEDDING ROCK NOT ON VALVE OR PIPE AND SHALL BE CENTERED ON OPERATING NUT.
  5. SEE DETAIL 15 AND 16 FOR DETAILED SPECIFICATIONS.
  6. THE VALVE BOX COVER SHALL BE MARKED "SEWER".

**14 PLUG VALVE & BOX - WASTEWATER**  
NTS

CITY OF WINTER PARK WATER & WASTEWATER UTILITY DEPARTMENT  
STANDARDS, SPECIFICATIONS & DETAILS MANUAL - FIGURE 5

REVISIONS

DATE	BY	DESCRIPTION	DATE	BY	DESCRIPTION

Engineer of Record: Gregory David Kolb, P.E.  
P.E. License No.: 65759  
**CH2M HILL**  
225 E. ROBINSON STREET  
SUITE 505  
ORLANDO, FL 32801-4322  
CERTIFICATE OF AUTHORIZATION NO. 25861

CITY OF WINTER PARK

ROAD NO.	COUNTY	CITY PROJECT NO.
SR 426	ORANGE	2010-01

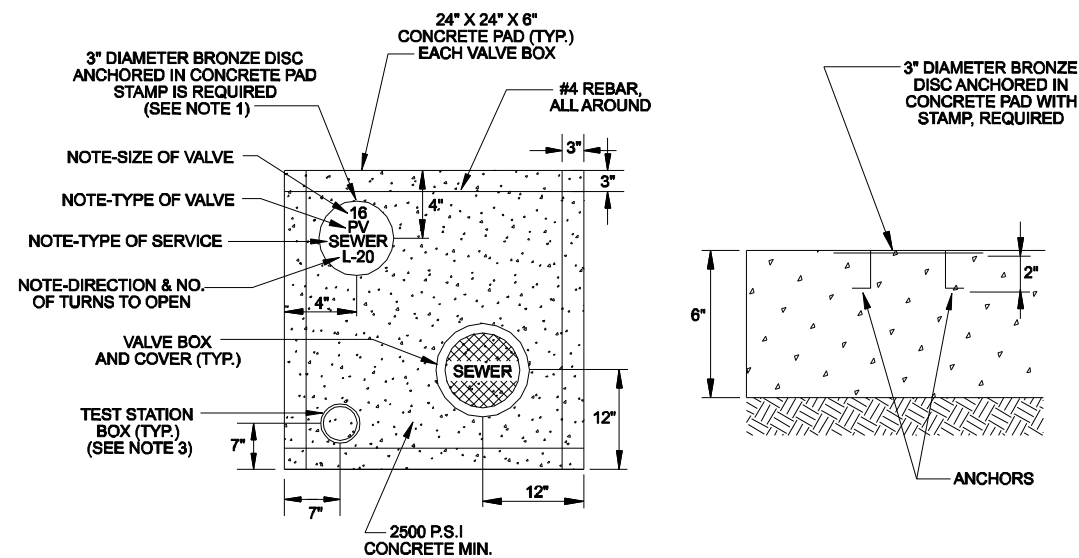
PIPELINE DETAILS

SHEET NO.

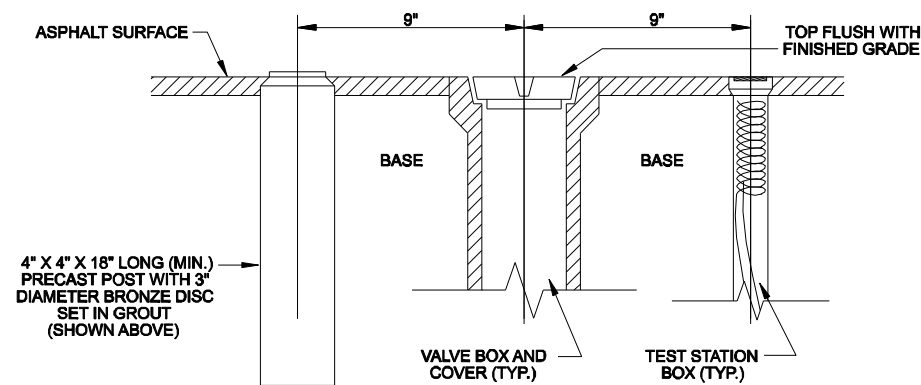
U-P-31



**UNIMPROVED CONDITION**



**IMPROVED CONDITION**

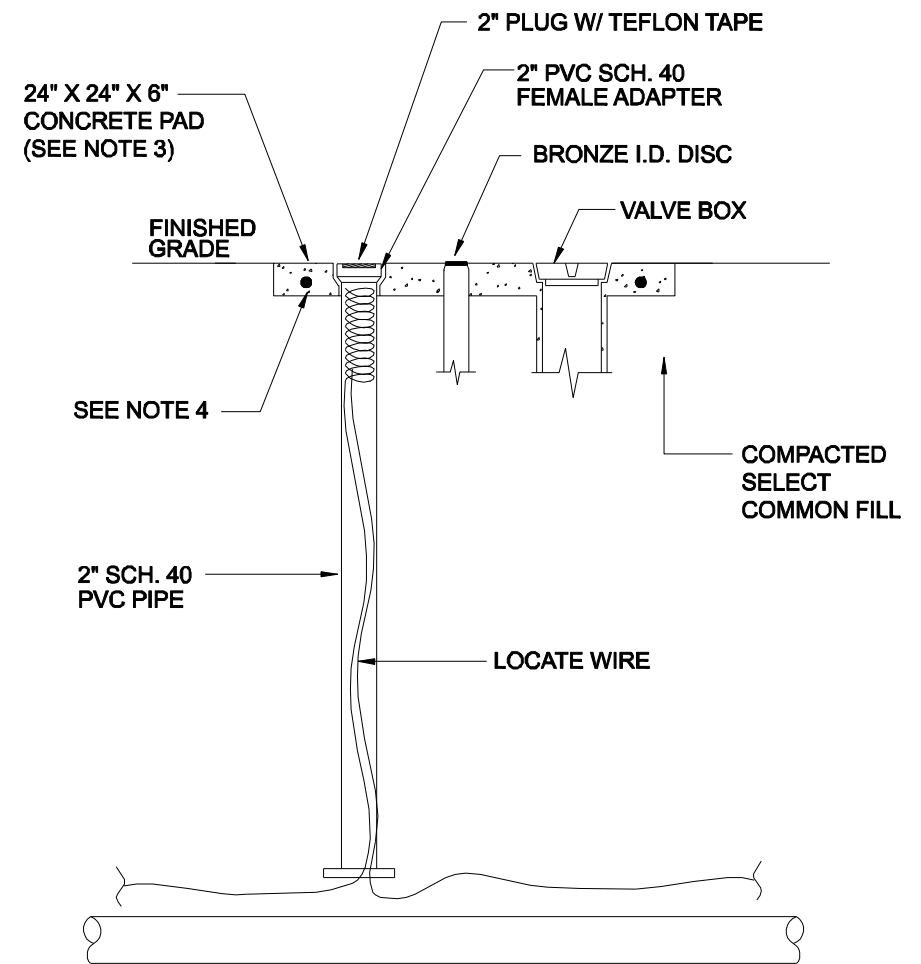


**NOTES:**

1. BRONZE IDENTIFICATION DISC SHALL BE REQUIRED FOR ALL VALVES GREATER THAN 2", OR AS REQUIRED BY THE CITY.
2. VALVE COLLAR DIMENSIONS MAY BE REDUCED TO 18" X 18" X 6" ON A 2" ARCH PATTERN CURB BOX.
3. SEE DETAIL 16 FOR DETAILED SPECIFICATIONS.

**15 VALVE COLLAR PAD**  
NTS

CITY OF WINTER PARK WATER & WASTEWATER UTILITY DEPARTMENT  
STANDARDS, SPECIFICATIONS & DETAILS MANUAL - FIGURE 10



**NOTES:**

1. USED IN CONJUNCTION WITH MULTI PAD USAGE, DETAIL DOES NOT REPRESENT A STAND ALONE TEST BOX.
2. A STAND ALONE TEST BOX REQUIRES REVIEW AND APPROVAL BY THE CITY.
3. SEE DETAIL 15 FOR DETAILED CONCRETE PAD SPECIFICATIONS
4. THE LOCATING WIRE SHALL TERMINATE INSIDE THE TEST STATION BOX AND SHALL EXTEND 12" ABOVE TOP OF FINISHED GRADE.
5. #4 REBAR REQUIRED ALL AROUND.

**16 TEST BOX STATION**  
NTS

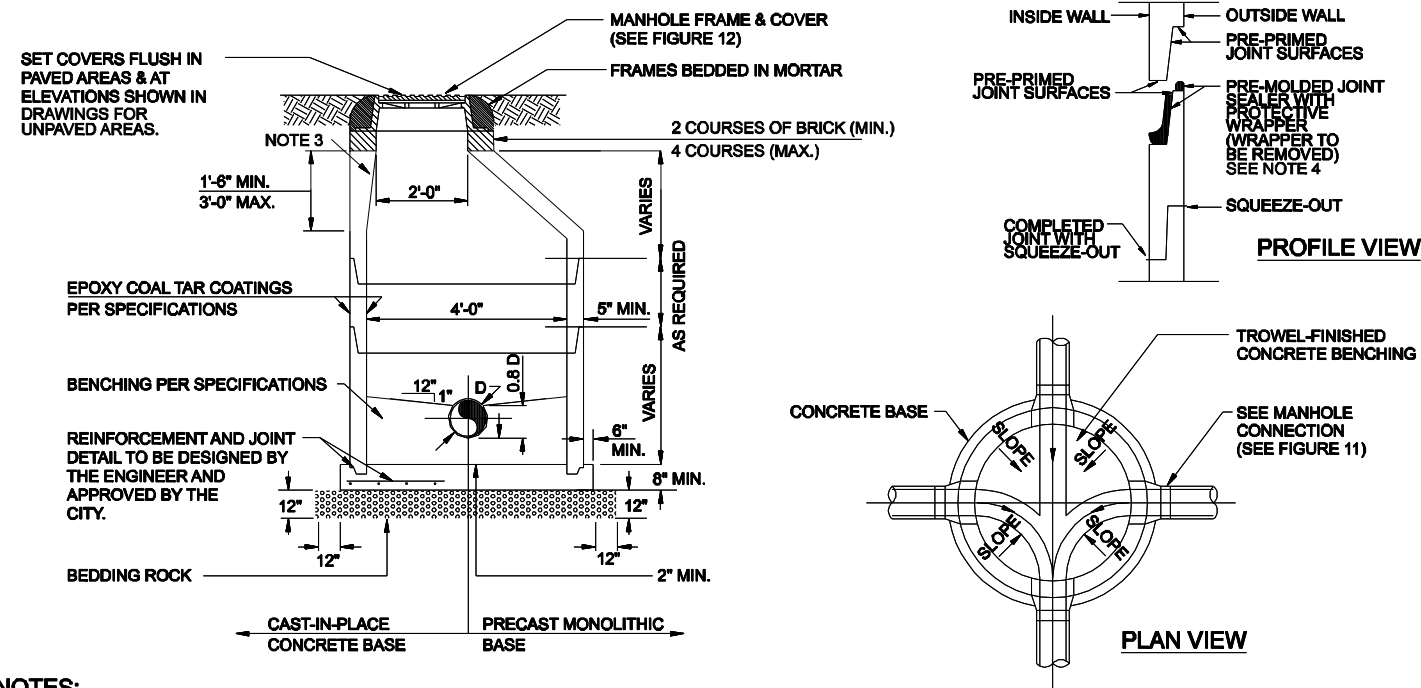
CITY OF WINTER PARK WATER & WASTEWATER UTILITY DEPARTMENT  
STANDARDS, SPECIFICATIONS & DETAILS MANUAL - FIGURE 42

REVISIONS					
DATE	BY	DESCRIPTION	DATE	BY	DESCRIPTION

Engineer of Record: Gregory David Kolb, P.E.  
P.E. License No.: 65759  
**CH2M HILL**  
225 E. ROBINSON STREET  
SUITE 505  
ORLANDO, FL 32801-4322  
CERTIFICATE OF AUTHORIZATION NO. 25861

<b>CITY OF WINTER PARK</b>			<b>PIPELINE DETAILS</b>	SHEET NO.  U-P-32
ROAD NO.	COUNTY	CITY PROJECT NO.		
SR 426	ORANGE	2010-01		

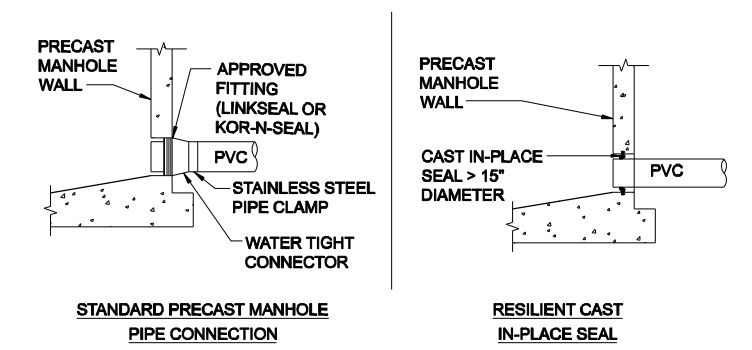
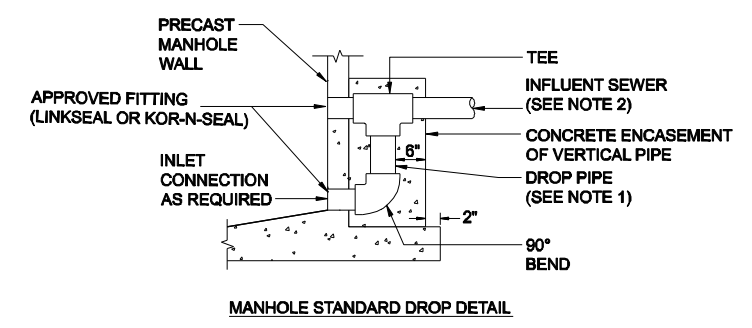
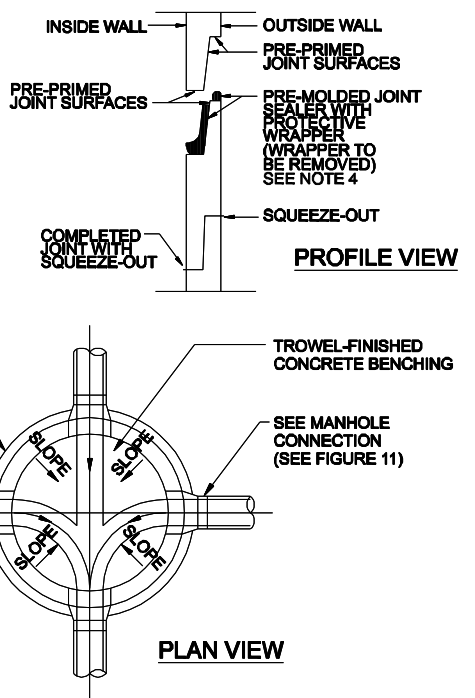




- NOTES:**
1. DROP CONNECTIONS ARE REQUIRED WHENEVER INVERT OF INFLUENT SEWER IS 24" OR MORE ABOVE THE INVERT OF THE MANHOLE, SEE MANHOLE CONNECTION SPECIFICATIONS, FIGURE 11.
  2. ROTATE PRECAST ECCENTRIC CONE AS NEEDED FOR MANHOLE FRAME AND COVER TO BE CLEAR OF TYPE B CURBS AND LANDSCAPING IMPROVEMENTS BY 6" MINIMUM CLEARANCE
  3. CONTRACTOR SHALL PERFORM TWO COMPACTION TEST (1' LIFTS) IN THE MANHOLE EXCAVATION AREA. SOIL MUST BE COMPACTED TO 95% MAXIMUM DENSITY OF THE MODIFIED PROCTOR. DENSITY TEST RESULTS ARE TO BE FORWARDED TO THE ENGINEER.
  4. CASTING SECTIONS MUST BE ADEQUATELY SEALED WITH APPROVED MATERIAL, RAM NECK OR EQUAL. LIFT HOLES AND GRADE RINGS SHALL BE SEALED WITH NON-SHRINK GROUT. MAN HOLE SHALL BE WATER TIGHT.
  5. MANHOLE INSPECTION AND TESTING FOR WATERTIGHTNESS SHALL BE PERFORMED IN ACCORDANCE WITH SPECIFICATION SECTION 33 05 13.

**17 PRECAST CONCRETE MANHOLE**  
NTS

CITY OF WINTER PARK WATER & WASTEWATER UTILITY DEPARTMENT  
STANDARDS, SPECIFICATIONS & DETAILS MANUAL - FIGURE 13



- NOTES:**
1. DROP PIPE AND FITTINGS SHALL BE OF EQUAL SIZE AND MATERIAL AS THE INFLUENT MAIN.
  2. AN OUTSIDE DROP CONNECTION SHALL BE REQUIRED FOR ALL INFLUENT LINES WHICH HAVE AN INVERT 2' OR MORE ABOVE THE MANHOLE INVERT.
  3. ALTERNATE WATER-TIGHT CONNECTION DETAILS FOR CONNECTION WITH 24" DIAMETER PIPES AND LARGER MUST BE APPROVED BY UTILITIES.
  4. INSIDE SERVICE DROP CONNECTIONS ARE PERMITTED ON EXISTING MANHOLES, FOLLOWING REVIEW AND ACCEPTANCE BY THE UTILITY DEPARTMENT.

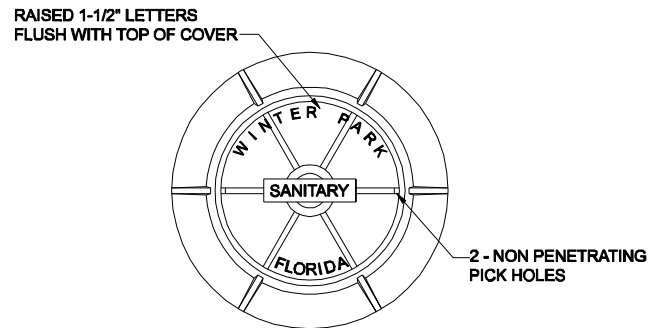
**18 MANHOLE CONNECTION**  
NTS

CITY OF WINTER PARK WATER & WASTEWATER UTILITY DEPARTMENT  
STANDARDS, SPECIFICATIONS & DETAILS MANUAL - FIGURE 11

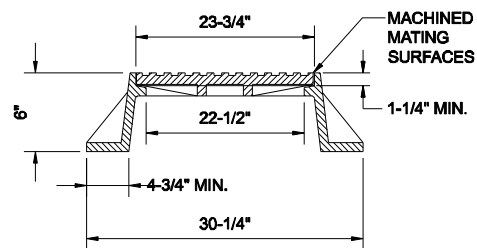
REVISIONS						Engineer of Record: Gregory David Kolb, P.E. P.E. License No.: 65759 <b>CH2M HILL</b> 225 E. ROBINSON STREET SUITE 505 ORLANDO, FL 32801-4322 CERTIFICATE OF AUTHORIZATION NO. 25861	CITY OF WINTER PARK			SHEET NO.
DATE	BY	DESCRIPTION	DATE	BY	DESCRIPTION		ROAD NO.	COUNTY	CITY PROJECT NO.	
							SR 426	ORANGE	2010-01	

*PIPELINE DETAILS*





PLAN

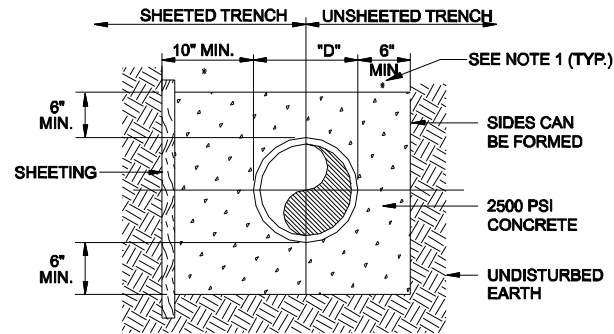


ELEVATION

- NOTES:**
1. ONLY APPLIES TO THE CITY OF WINTER PARK UTILITIES OWNED AND MAINTAINED MANHOLES. "WINTER PARK" SHALL NOT APPEAR ON PRIVATE MANHOLES.
  2. DEPENDENT UPON SITE LOCATION DECORATIVE LOGO MANHOLE COVERS MAY BE REQUIRED; USF 170 FRAME W/ EI. STANDARD MANHOLE COVER; USF 170 FRAME W/ CE.

**19 USF 170E MANHOLE FRAME & COVER**  
NTS

CITY OF WINTER PARK WATER & WASTEWATER UTILITY DEPARTMENT  
STANDARDS, SPECIFICATIONS & DETAILS MANUAL - FIGURE 12



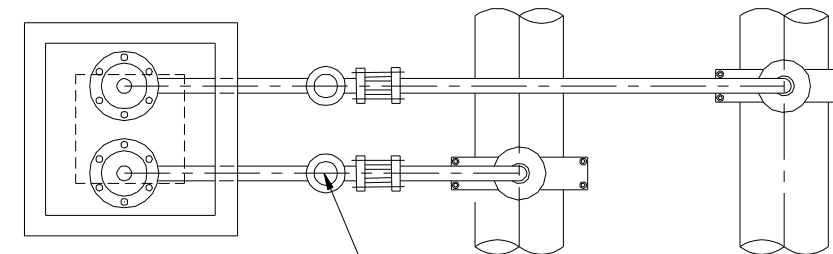
FULL ENCASEMENT

- NOTES:**
1. (\*): 15" MAXIMUM FOR PIPE DIAMETER LESS THAN 24".
  2. "D" REFERS TO THE DIAMETER OF THE PIPE.
  3. PVC OR DUCTILE IRON PIPE SHOULD BE WRAPPED IN VISQUINE IF ENCASED IN CONCRETE.

**20 CONCRETE ENCASEMENT**  
NTS

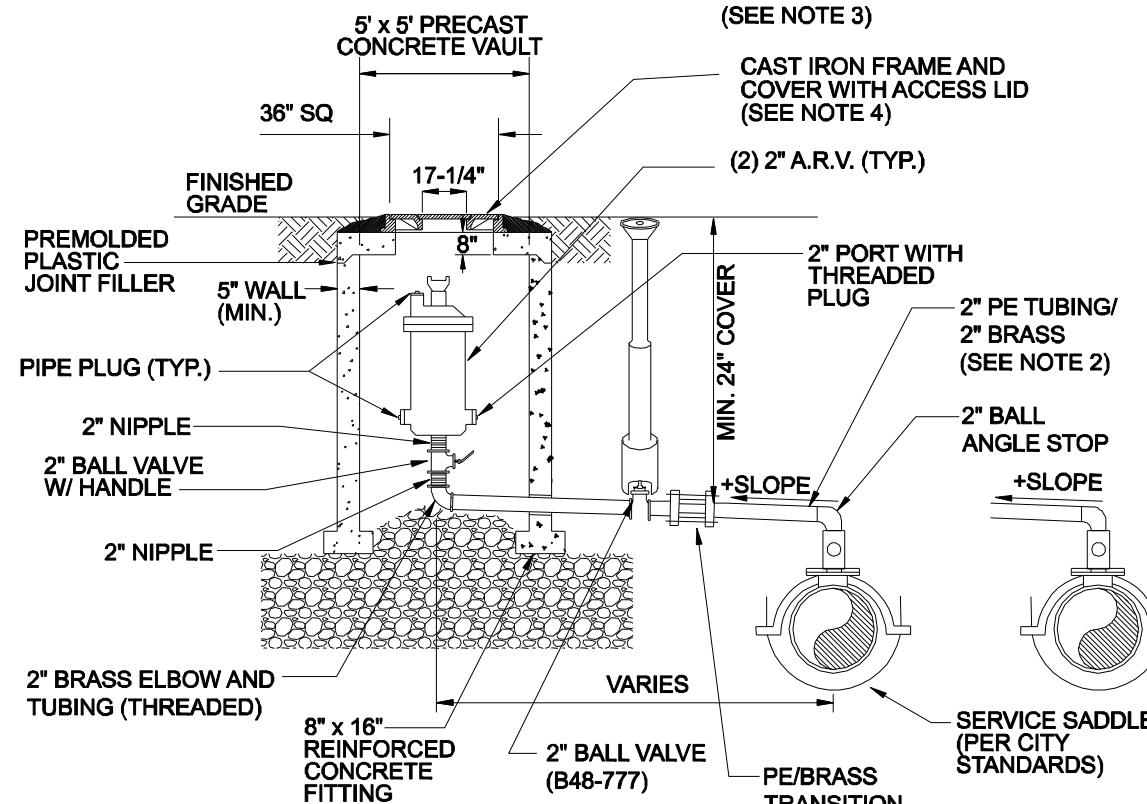
CITY OF WINTER PARK WATER & WASTEWATER UTILITY DEPARTMENT  
STANDARDS, SPECIFICATIONS & DETAILS MANUAL - FIGURE 14

**OFFSET UNDER GROUND**



PLAN

FORD ARCH PATTERN  
CURB BOX W/ EXTENSION  
(SEE NOTE 3)



PROFILE

- NOTES:**
1. THE ABOVE DETAILS ARE BASED ON 2" COMBINATION AIR/VACUUM RELEASE VALVES. CHANGE PIPE AND FITTINGS ACCORDINGLY FOR OTHER VALVE SIZES AND TYPES. VALVE SIZES TO BE DETERMINED BY THE ENGINEER AND APPROVED BY THE CITY OF WINTER PARK PRIOR TO INSTALLATION.
  2. IF OFFSET IS GREATER THAN 6' TWO INCH PE TUBING MUST BE USED. IF OFFSET IS LESS THAN 6' BRASS PIPE MUST BE USED (NO COUPLINGS).
  3. SEE FIGURES 1 AND 2 FOR DETAILED SPECIFICATIONS.
  4. H-20 LOADING, TRAFFIC RATED LID REQUIRED.

**21 OFFSET-AIR OR COMBINATION AIR/VACUUM RELEASE VALVE-WASTEWATER**  
NTS

CITY OF WINTER PARK WATER & WASTEWATER UTILITY DEPARTMENT  
STANDARDS, SPECIFICATIONS & DETAILS MANUAL - FIGURE 37

REVISIONS					
DATE	BY	DESCRIPTION	DATE	BY	DESCRIPTION

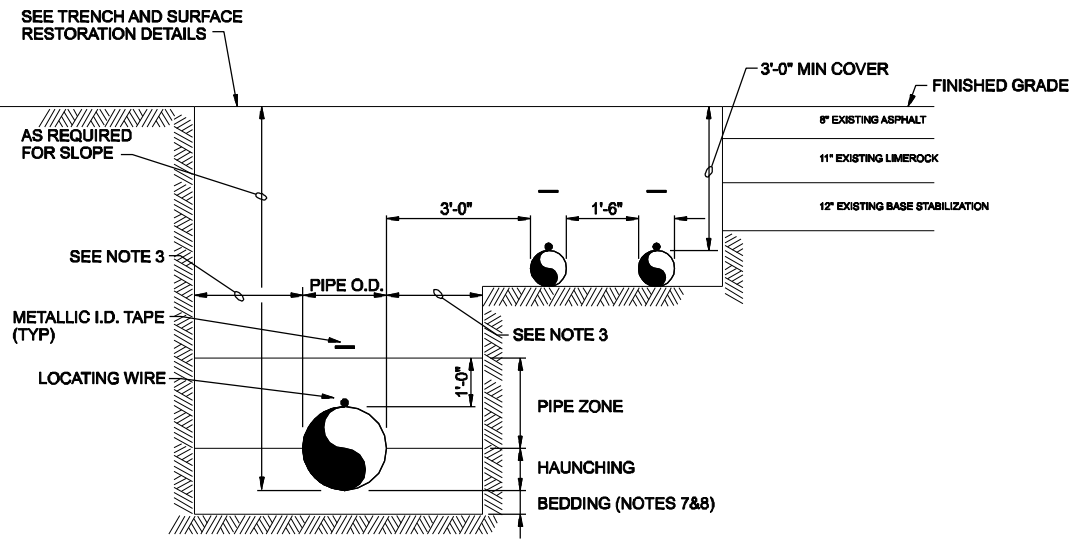
Engineer of Record: Gregory David Kolb, P.E.  
P.E. License No.: 65759  
**CH2M HILL**  
225 E. ROBINSON STREET  
SUITE 505  
ORLANDO, FL 32801-4322  
CERTIFICATE OF AUTHORIZATION NO. 25881

CITY OF WINTER PARK		
ROAD NO.	COUNTY	CITY PROJECT NO.
SR 426	ORANGE	2010-01

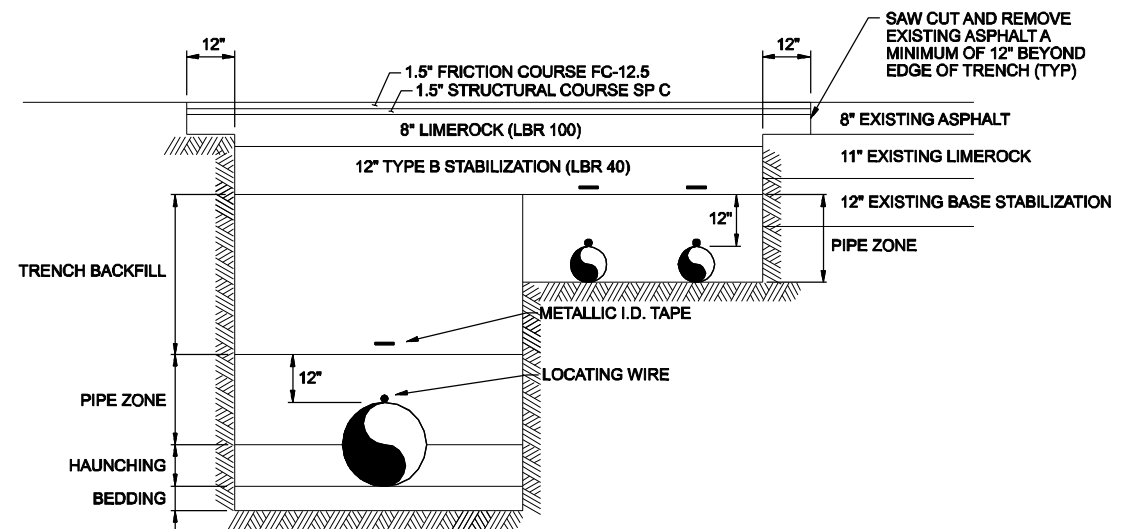
**PIPELINE DETAILS**

SHEET NO.  
U-P-34

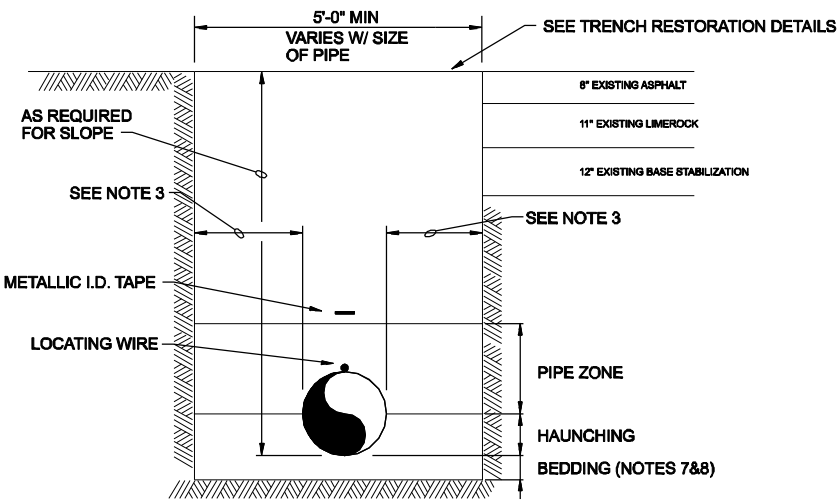




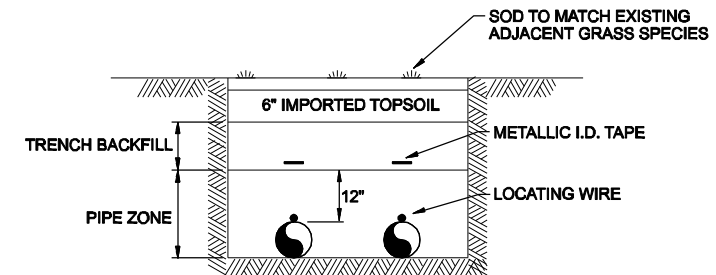
TYPICAL PIPE TRENCH - PARALLEL GRAVITY AND FORCE MAINS



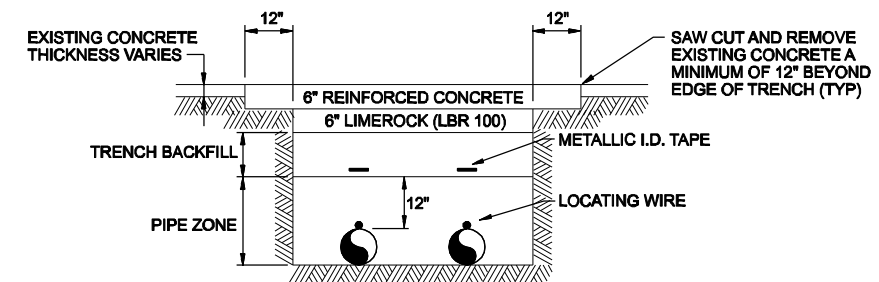
TYPICAL TRENCH RESTORATION - ASPHALT PAVEMENT SURFACE



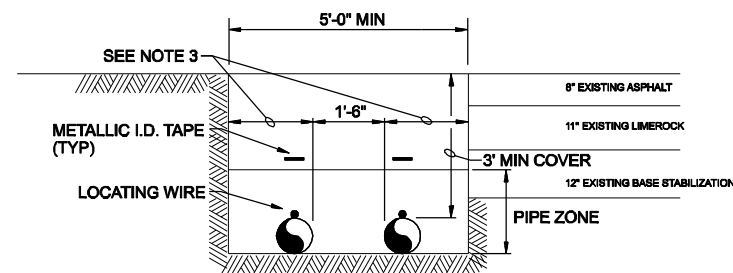
TYPICAL PIPE TRENCH - GRAVITY MAINS / SERVICE LATERALS



TYPICAL TRENCH RESTORATION - GRASS LANDSCAPED AREAS



TYPICAL TRENCH RESTORATION - CONCRETE SIDEWALKS/ DRIVEWAY SURFACE



TYPICAL PIPE TRENCH - FORCE MAINS

- NOTES:**
- TRENCH BACKFILL: COMMON FILL COMPACTED TO 95% OF THE MAXIMUM DENSITY, PER AASHTO T-180. DENSITY TEST SHALL BE PROVIDED TO THE CITY BY AN APPROVED LAB.
  - PIPE ZONE BACKFILL: IMPORTED GRANULAR FILL MATERIAL COMPACTED TO 98% OF THE MAXIMUM DENSITY, PER AASHTO T-180. DENSITY TEST SHALL BE PROVIDED TO THE CITY BY AN APPROVED LAB. BEDDING MATERIAL SHALL CONFORM TO FDOT NO. 57 AGGREGATE.
  - 15" MAXIMUM/12" MINIMUM FOR PIPE DIAMETER LESS THAN 24".
  - WATER SHALL NOT BE PERMITTED IN THE TRENCH DURING CONSTRUCTION.
  - ALL PIPE TO BE INSTALLED WITH BELL FACING UPSTREAM TO THE DIRECTION OF THE FLOW.
  - BEDDING DEPTH SHALL BE A 4" MINIMUM FOR PIPE DIAMETERS UP TO 12" AND 6" MINIMUM FOR PIPE DIAMETER 16" AND LARGER.
  - DEPTH FOR REMOVAL OF UNSUITABLE MATERIAL SHALL GOVERN DEPTH OF BEDDING ROCK BELOW THE PIPE. ENGINEER SHALL DETERMINE (IN THE FIELD) THE REQUIRED REMOVAL OF UNSUITABLE MATERIAL TO REACH SUITABLE FOUNDATION.
  - FINAL RESTORATION IN IMPROVED AREAS SHALL BE IN COMPLIANCE WITH ALL APPLICABLE REGULATIONS OF THE GOVERNING AGENCIES. SURFACE RESTORATION WITHIN THE CITY OF WINTER PARK'S SHALL COMPLY WITH THE REQUIREMENTS OF ROW UTILIZATION REGULATIONS AND ROAD CONSTRUCTION SPECIFICATIONS.
  - 12" LIFTS MAXIMUM FOR ALL BACKFILL.

**22** OPEN CUT TRENCH AND SURFACE RESTORATION DETAILS  
NTS

REVISIONS					
DATE	BY	DESCRIPTION	DATE	BY	DESCRIPTION

Engineer of Record: Gregory David Kolb, P.E.  
P.E. License No.: 65759  
**CH2M HILL**  
225 E. ROBINSON STREET  
SUITE 505  
ORLANDO, FL 32801-4322  
CERTIFICATE OF AUTHORIZATION NO. 25861

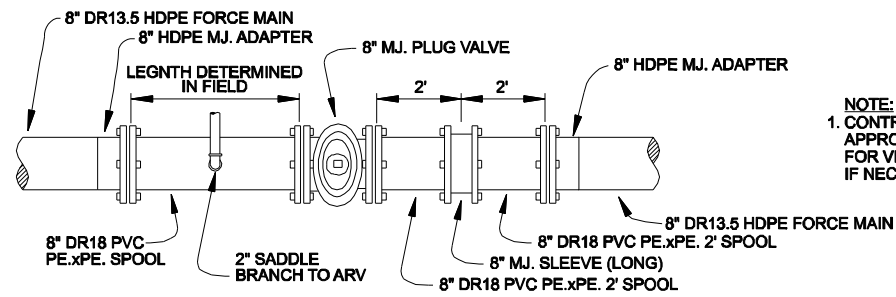
**CITY OF WINTER PARK**

ROAD NO.	COUNTY	CITY PROJECT NO.
SR 426	ORANGE	2010-01

**PIPELINE DETAILS**

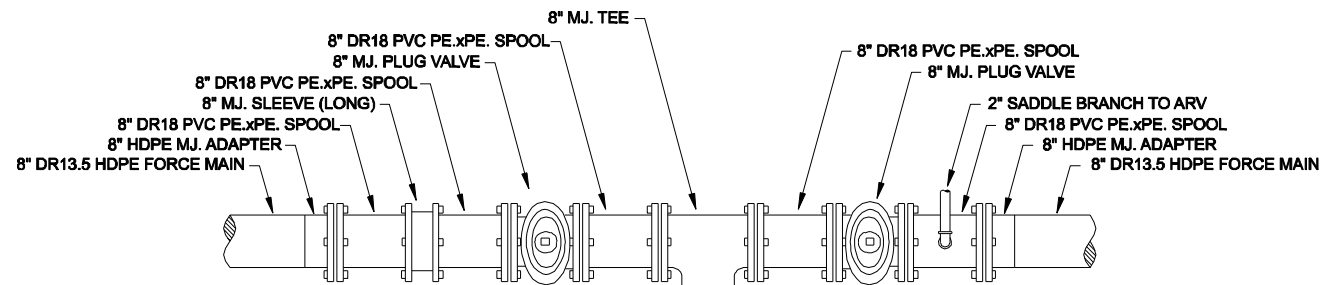
SHEET NO.  
U-P-35





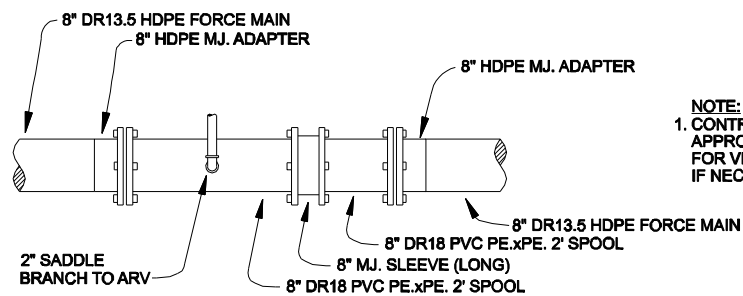
**HDPE INLINE VALVE DETAIL**

NOTE:  
1. CONTRACTOR SHALL INSTALL APPROPRIATE HDPE FITTINGS FOR VERTICAL DEFLECTION IF NECESSARY.



**INLINE AND SWITCHOVER VALVE STATION DETAIL**

NOTE:  
1. CONTRACTOR SHALL INSTALL APPROPRIATE HDPE FITTINGS FOR HORIZONTAL AND/OR VERTICAL DEFLECTION IF NECESSARY.



**HDPE INLINE ARV DETAIL**

NOTE:  
1. CONTRACTOR SHALL INSTALL APPROPRIATE HDPE FITTINGS FOR VERTICAL DEFLECTION IF NECESSARY.

**23 VALVE DETAILS**  
NTS


REVISIONS					
DATE	BY	DESCRIPTION	DATE	BY	DESCRIPTION

Engineer of Record: Gregory David Kolb, P.E.  
P.E. License No.: 65759  
**CH2M HILL**  
225 E. ROBINSON STREET  
SUITE 505  
ORLANDO, FL 32801-4322  
CERTIFICATE OF AUTHORIZATION NO. 25861

CITY OF WINTER PARK		
ROAD NO.	COUNTY	CITY PROJECT NO.
SR 426	ORANGE	2010-01

PIPELINE DETAILS			
SHEET NO.			U-P-36





REVISIONS					
DATE	BY	DESCRIPTION	DATE	BY	DESCRIPTION

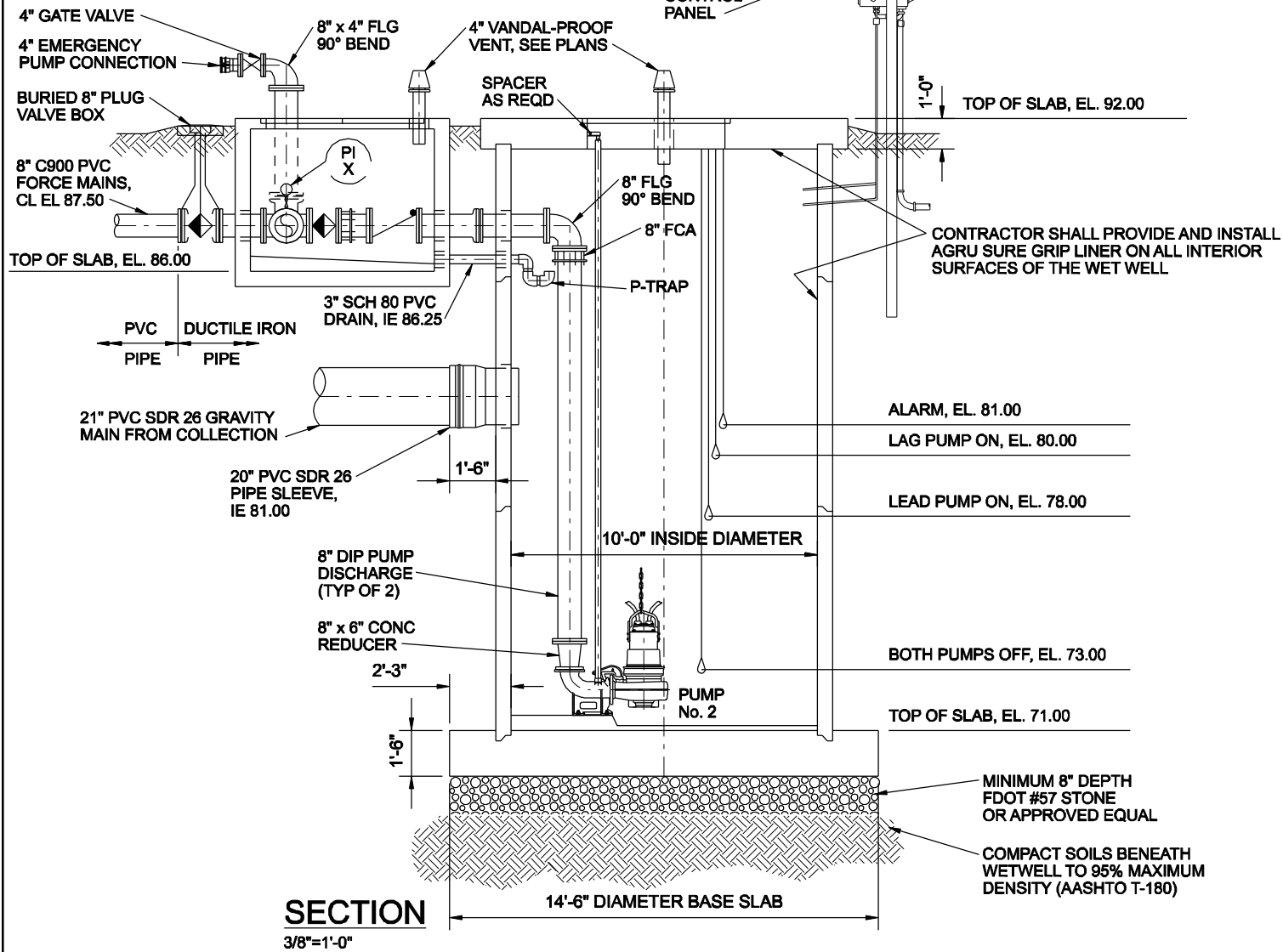
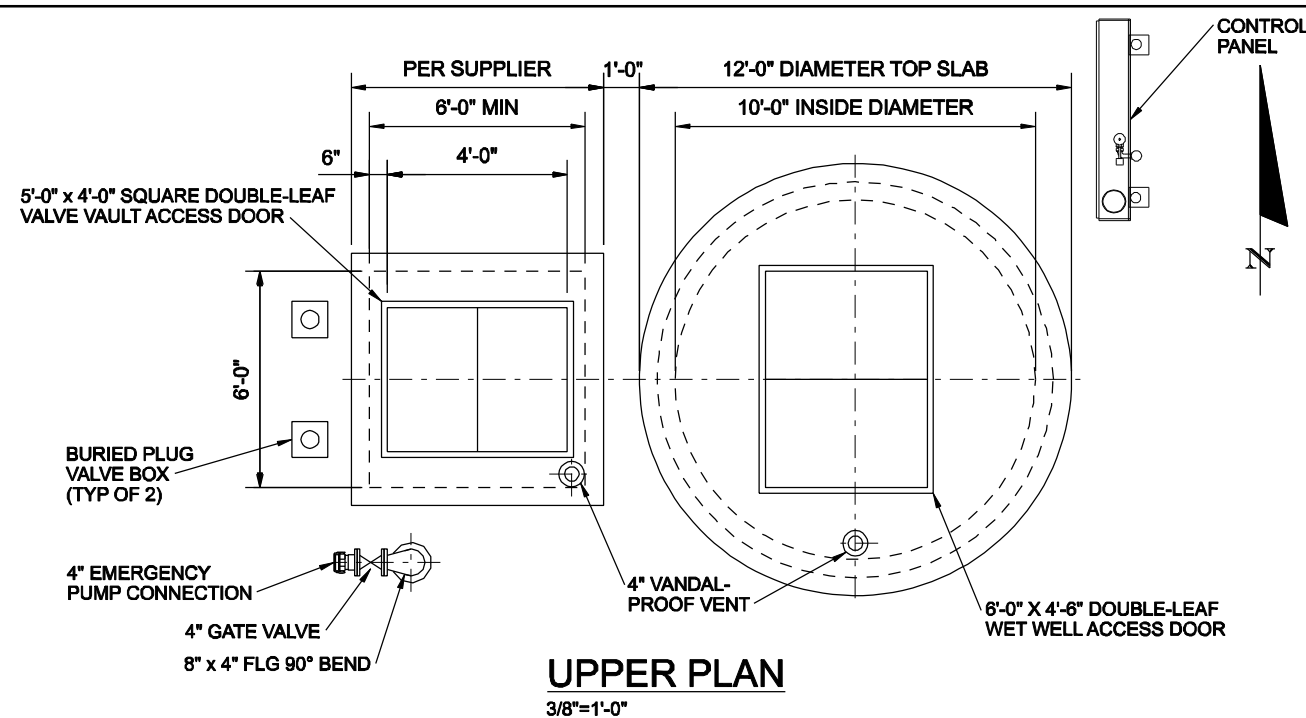
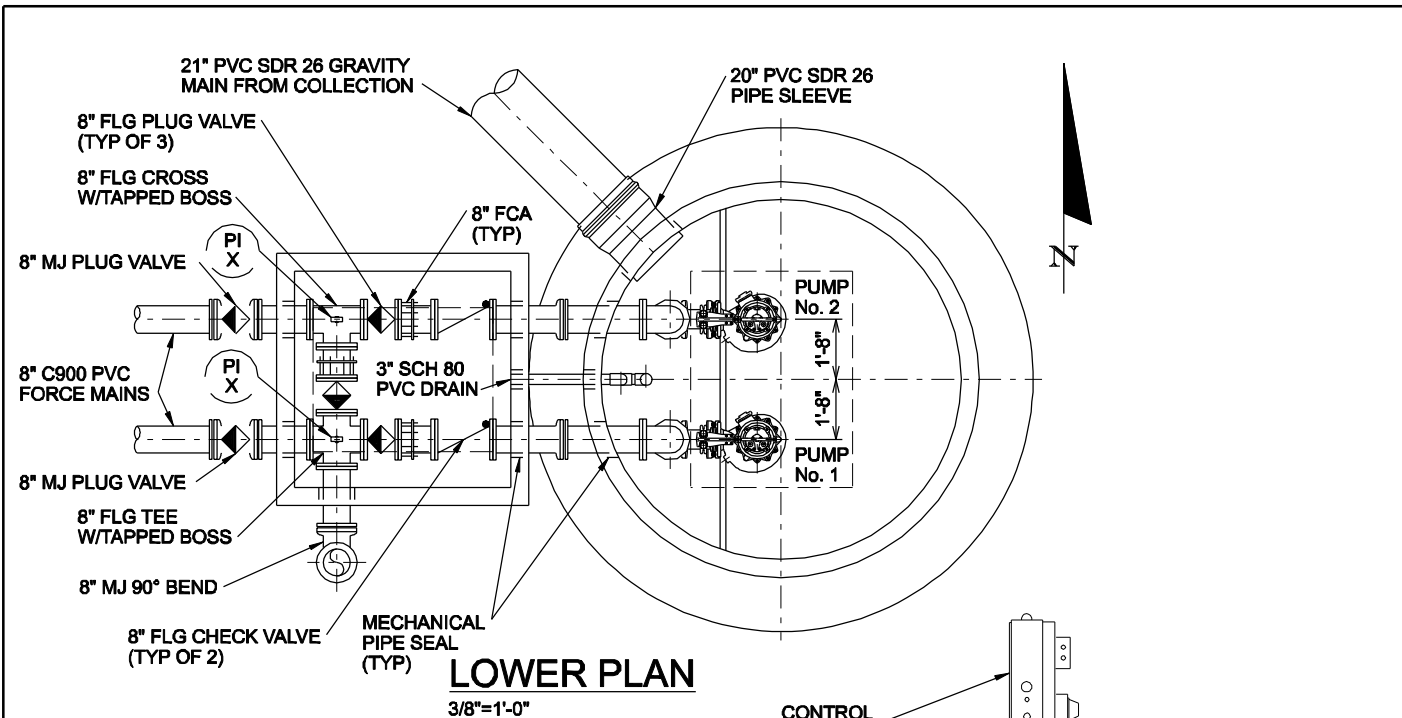
Engineer of Record: Gregory David Kolb, P.E.  
 P.E. License No.: 65759  
**CH2M HILL**  
 225 E. ROBINSON STREET  
 SUITE 505  
 ORLANDO, FL 32801-4322  
 CERTIFICATE OF AUTHORIZATION NO. 25861

CITY OF WINTER PARK		
ROAD NO.	COUNTY	CITY PROJECT NO.
SR 426	ORANGE	2010-01

**JACKSON AVENUE LIFT STATION**  
**SITE PLAN**

SHEET NO.  
 U-C-1





REVISIONS					
DATE	BY	DESCRIPTION	DATE	BY	DESCRIPTION

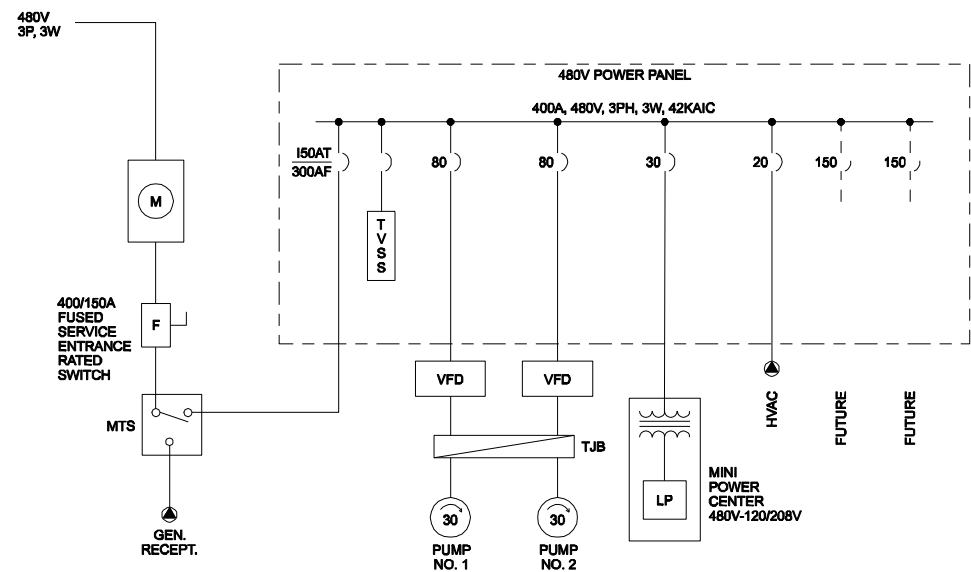
Engineer of Record: Gregory David Kolb, P.E.  
 P.E. License No.: 65759  
**CH2M HILL**  
 225 E. ROBINSON STREET  
 SUITE 505  
 ORLANDO, FL 32801-4322  
 CERTIFICATE OF AUTHORIZATION NO. 25861

CITY OF WINTER PARK		
ROAD NO.	COUNTY	CITY PROJECT NO.
SR 426	ORANGE	2010-01

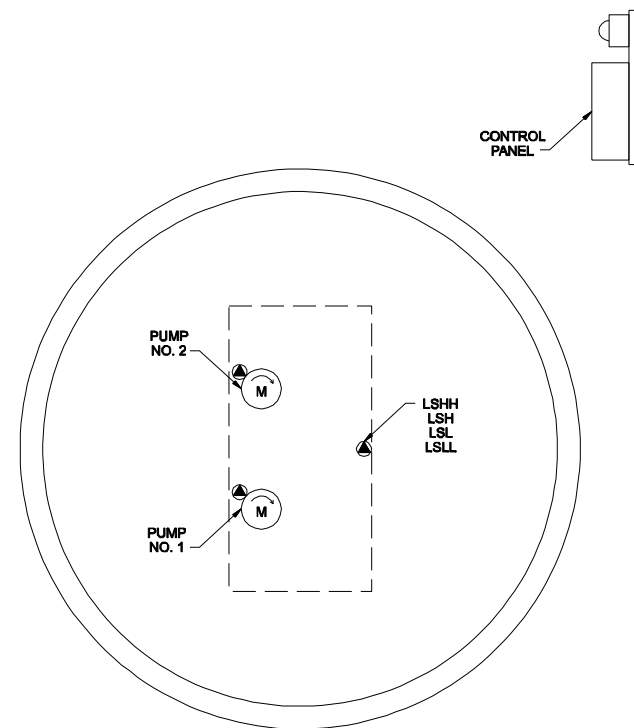
**JACKSON AVENUE LIFT STATION**  
**PLANS, SECTION**

SHEET NO.  
 U-M-1

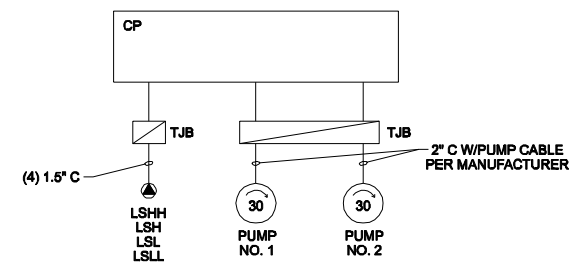




ONE-LINE DIAGRAM



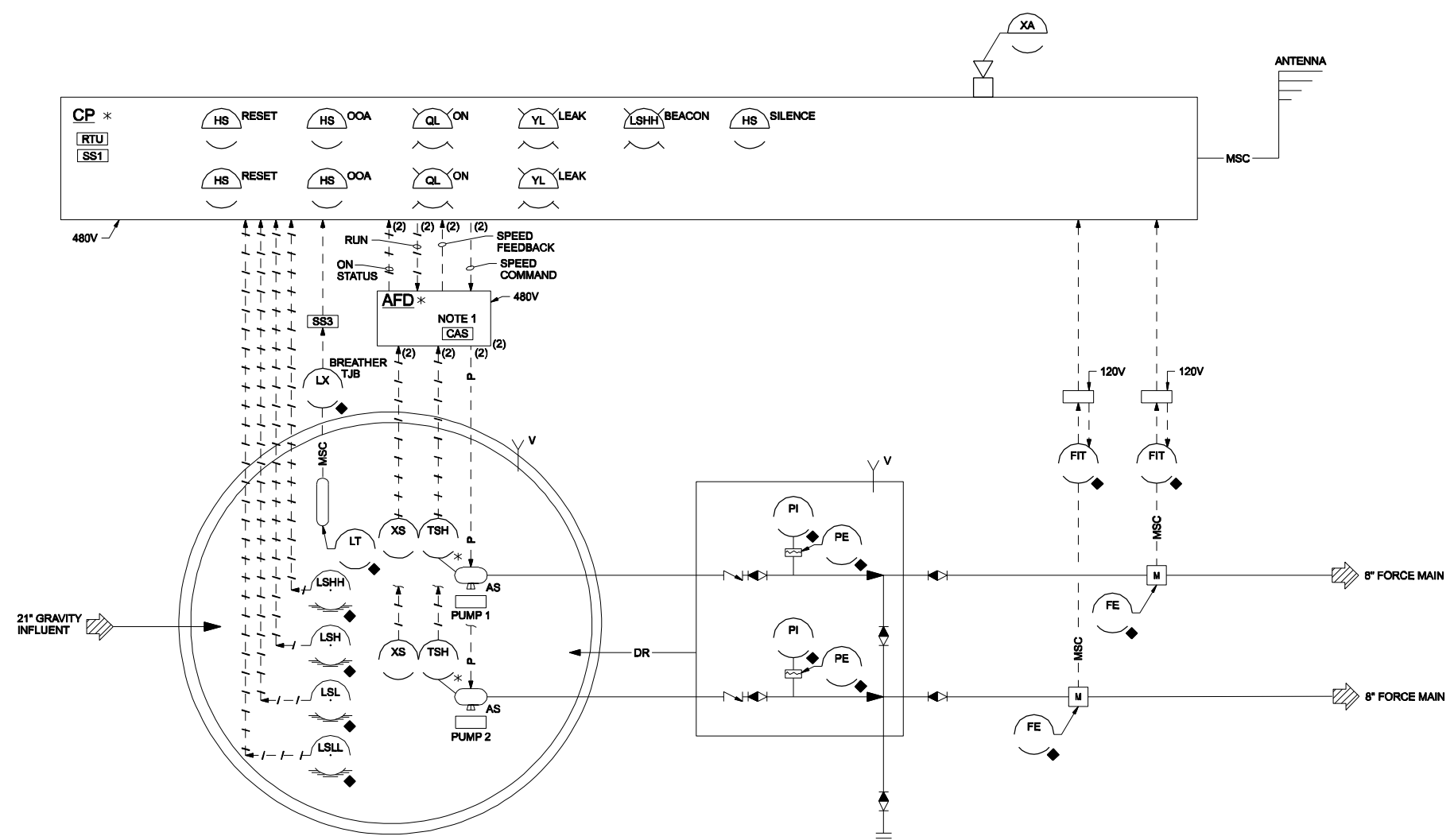
PLAN



RISER DIAGRAM

REVISIONS						Engineer of Record: Gregory David Kolb, P.E. P.E. License No.: 65759 <b>CH2M HILL</b> 225 E. ROBINSON STREET SUITE 505 ORLANDO, FL 32801-4322 CERTIFICATE OF AUTHORIZATION NO. 25861	CITY OF WINTER PARK			<b>JACKSON AVENUE LIFT STATION</b> <b>ONE-LINE DIAGRAM</b>	SHEET NO.
DATE	BY	DESCRIPTION	DATE	BY	DESCRIPTION		ROAD NO.	COUNTY	CITY PROJECT NO.		U-E-1
							SR 426	ORANGE	2010-01		





- NOTES:
1. PIC'S SUPPLIER TO INSTALL CAS UNIT WHICH IS FURNISHED BY PUMP VENDER.
  2. FOR PHASE I, PUMPS WILL BE 30HP. DURING PHASE II, PUMPS WILL CHANGE TO 88HP.

REVISIONS					
DATE	BY	DESCRIPTION	DATE	BY	DESCRIPTION

Engineer of Record: Gregory David Kolb, P.E.  
P.E. License No.: 65759  
**CH2M HILL**  
225 E. ROBINSON STREET  
SUITE 505  
ORLANDO, FL 32801-4322  
CERTIFICATE OF AUTHORIZATION NO. 25861

CITY OF WINTER PARK		
ROAD NO.	COUNTY	CITY PROJECT NO.
SR 426	ORANGE	2010-01

**JACKSON AVENUE LIFT STATION**  
**P&ID**

SHEET NO.  
U-1-1