

CITY OF WINTER PARK

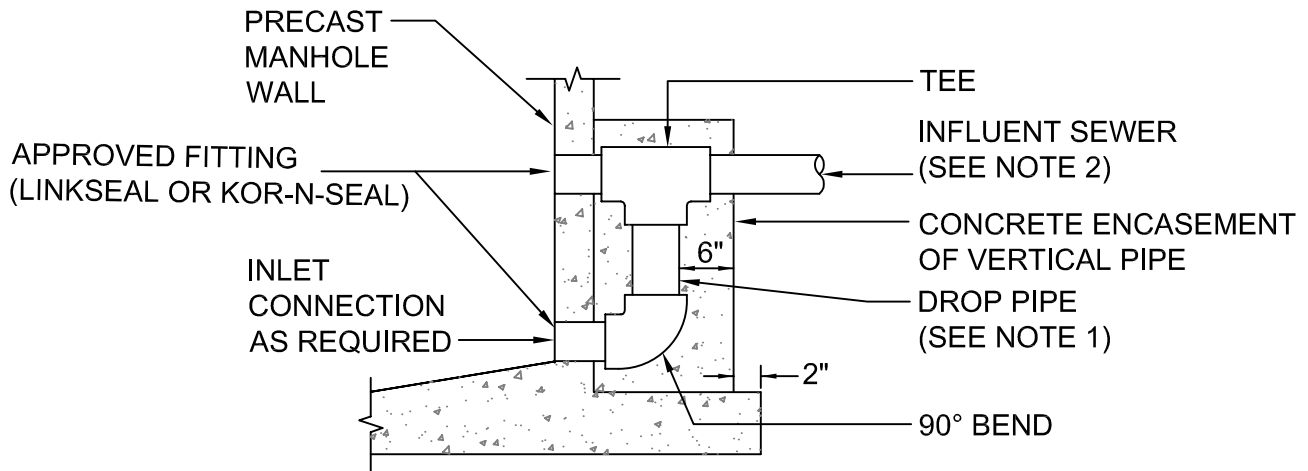
WATER & WASTEWATER UTILITY DEPARTMENT

REFERENCE THE "WATER & WASTEWATER UTILITY STANDARDS, SPECIFICATIONS & DETAILS MANUAL"

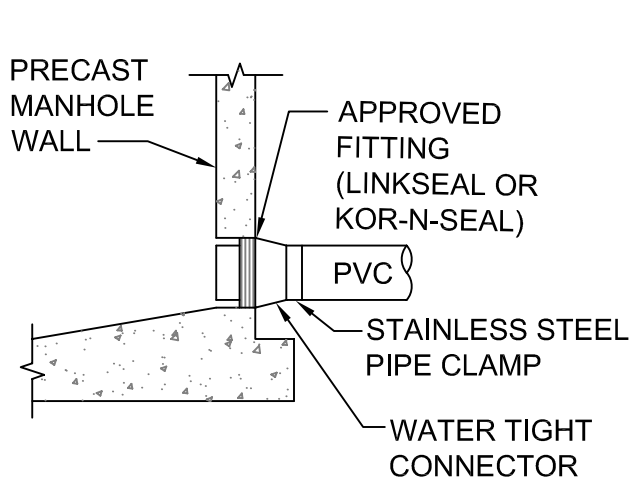
DATE: January 2, 2008

MANHOLE CONNECTION

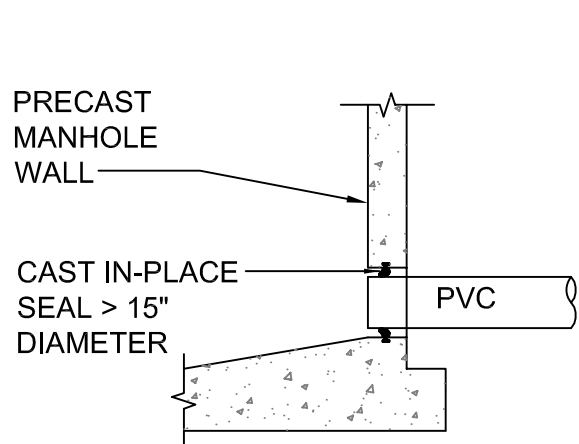
SCALE: N.T.S



MANHOLE STANDARD DROP DETAIL



STANDARD PRECAST MANHOLE PIPE CONNECTION



RESILIENT CAST IN-PLACE SEAL

NOTES:

1. DROP PIPE AND FITTINGS SHALL BE OF EQUAL SIZE AND MATERIAL AS THE INFLUENT MAIN.
2. AN OUTSIDE DROP CONNECTION SHALL BE REQUIRED FOR ALL INFLUENT LINES WHICH HAVE AN INVERT 2' OR MORE ABOVE THE MANHOLE INVERT.
3. ALTERNATE WATER-TIGHT CONNECTION DETAILS FOR CONNECTION WITH 24" DIAMETER PIPES AND LARGER MUST BE APPROVED BY UTILITIES.
4. INSIDE SERVICE DROP CONNECTIONS ARE PERMITTED ON EXISTING MANHOLES, FOLLOWING REVIEW AND ACCEPTANCE BY THE UTILITY DEPARTMENT.