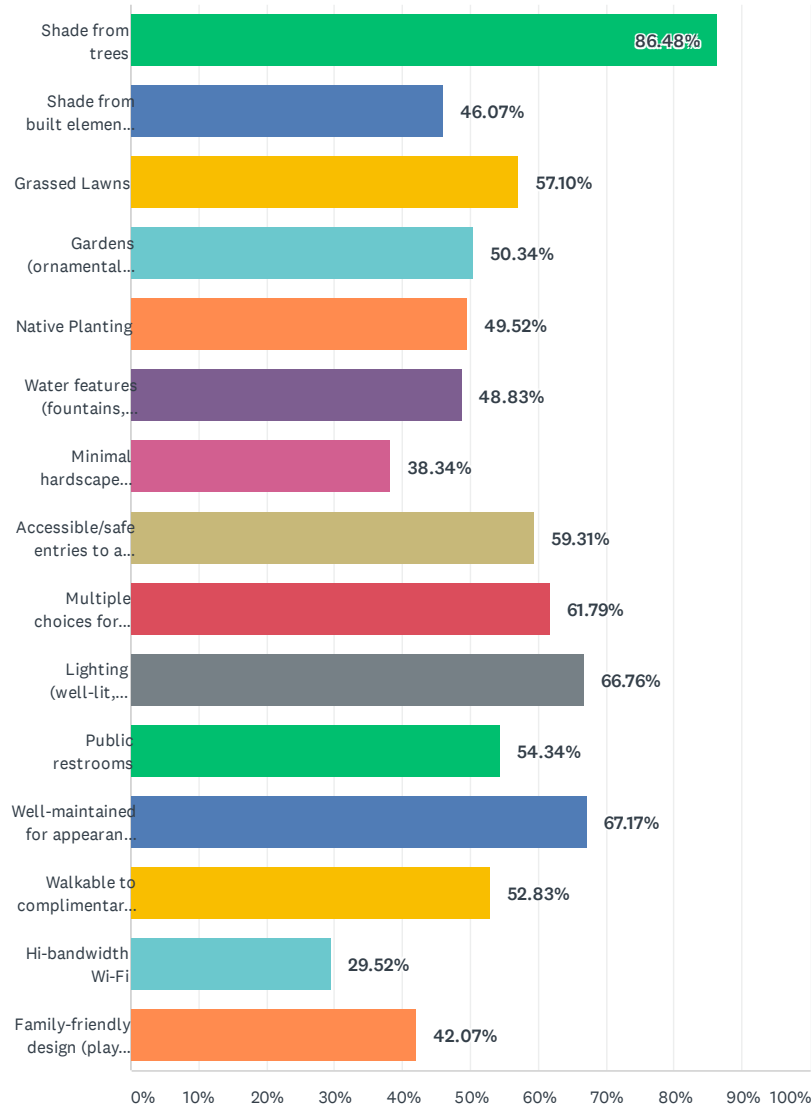


### Q1 Please select any of the following you feel are important to creating a world-class park and public space that you would use?

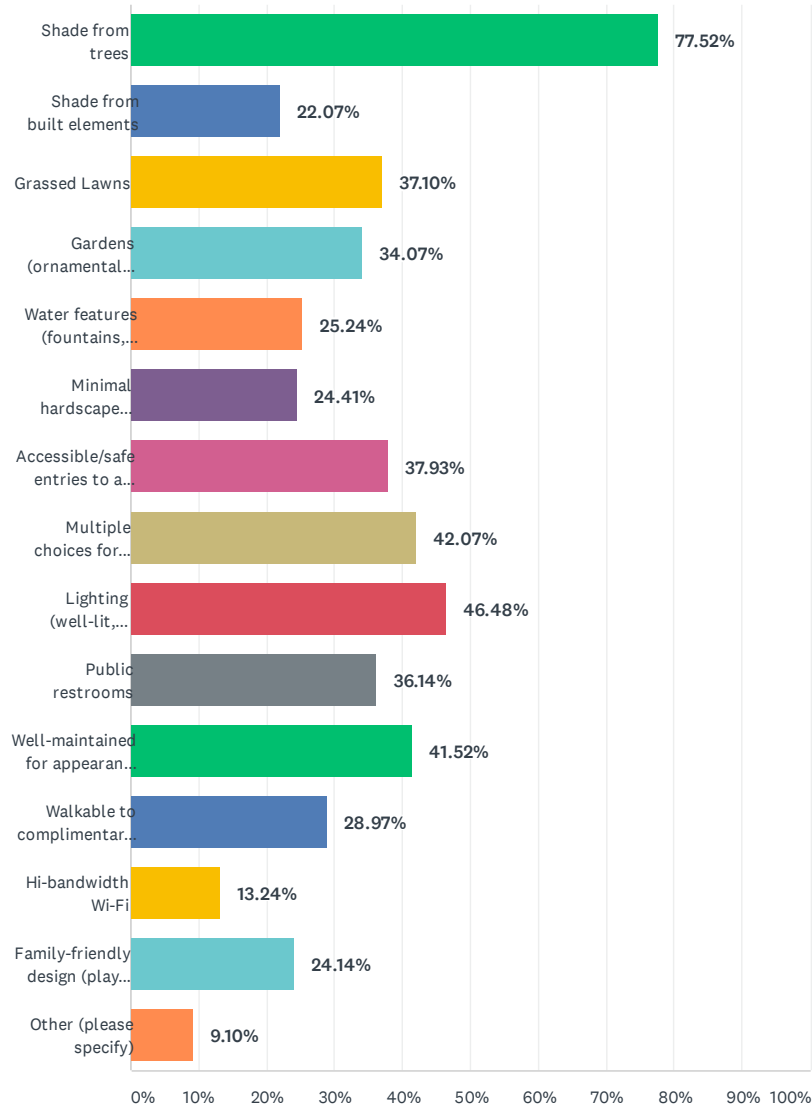
Answered: 725 Skipped: 0



ANSWER CHOICES	RESPONSES	
Shade from trees	86.48%	627
Shade from built elements (roof overhangs, trellises, canopies, etc.)	46.07%	334
Grassed Lawns	57.10%	414
Gardens (ornamental shrubs, flowers, etc.)	50.34%	365
Native Planting	49.52%	359
Water features (fountains, bubblers, interactive)	48.83%	354
Minimal hardscape (other than pathways, small terraces)	38.34%	278
Accessible/safe entries to and from pathways, sidewalks, bike trails, street crossings	59.31%	430
Multiple choices for sitting (chairs, benches, small groups, individually, fixed, moveable)	61.79%	448
Lighting (well-lit, safe, grounds, park and pathways)	66.76%	484
Public restrooms	54.34%	394
Well-maintained for appearance and public health	67.17%	487
Walkable to complimentary uses, activities and events	52.83%	383
Hi-bandwidth Wi-Fi	29.52%	214
Family-friendly design (play, educational, interactive, gathering)	42.07%	305
Total Respondents: 725		

### Q2 Of the above, please select below the top 5 that are the most important to you:

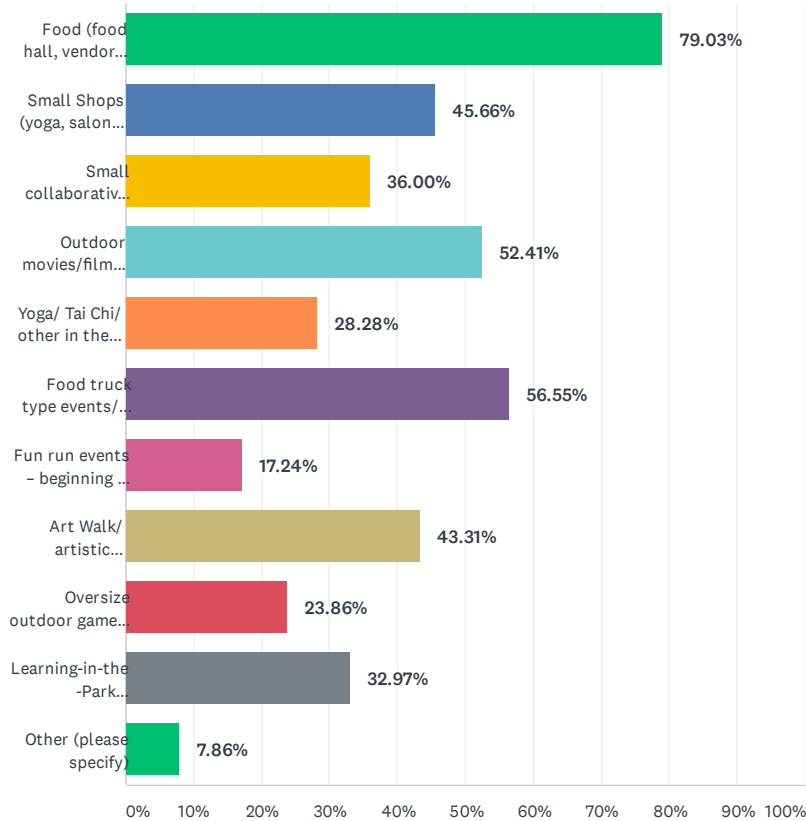
Answered: 725 Skipped: 0



ANSWER CHOICES	RESPONSES	
Shade from trees	77.52%	562
Shade from built elements	22.07%	160
Grassed Lawns	37.10%	269
Gardens (ornamental shrubs, flowers, etc.)	34.07%	247
Water features (fountains, bubblers, interactive)	25.24%	183
Minimal hardscape (other than pathways, small terraces)	24.41%	177
Accessible/safe entries to and from pathways, sidewalks, bike trails, street crossings	37.93%	275
Multiple choices for sitting (chairs, benches, small groups, individually, fixed, moveable)	42.07%	305
Lighting (well-lit, safe, grounds, park and pathways)	46.48%	337
Public restrooms	36.14%	262
Well-maintained for appearance and public health	41.52%	301
Walkable to complimentary uses, activities and events	28.97%	210
Hi-bandwidth Wi-Fi	13.24%	96
Family-friendly design (play, educational, interactive, gathering)	24.14%	175
Other (please specify)	9.10%	66
Total Respondents: 725		

**Q3 Small-scale village-like buildings are envisioned to help activate the edges of the park similar to our city’s Central Park/Park Avenue experience. Please select which of the following uses you would consider that compliment and integrate with the park?**

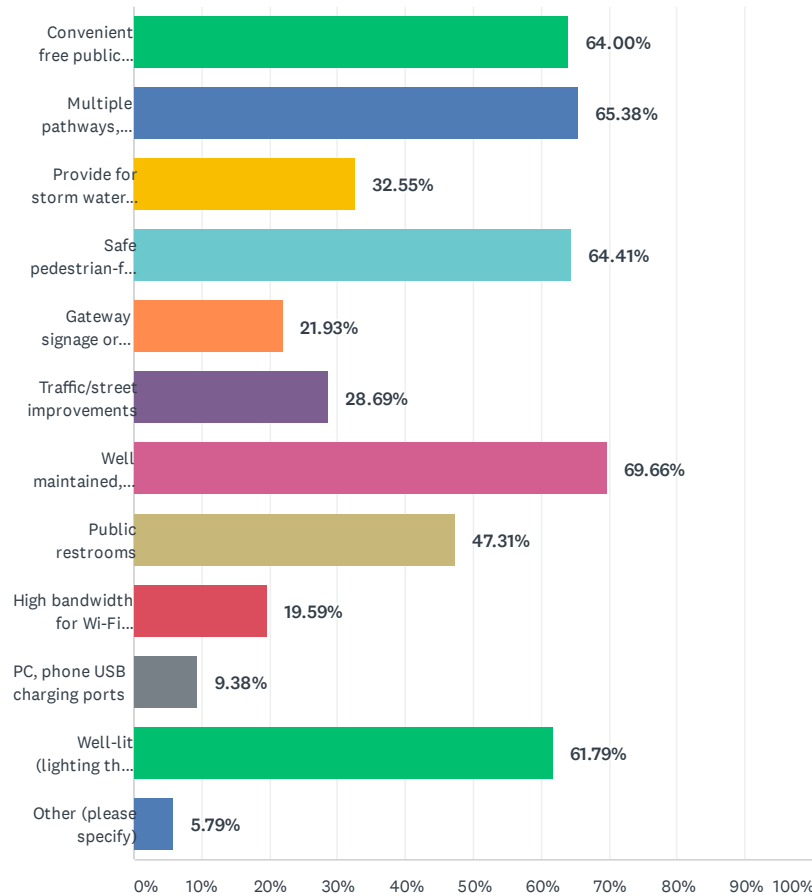
Answered: 725 Skipped: 0



ANSWER CHOICES	RESPONSES
Food (food hall, vendors, cafe, market, micro-restaurants, rooftop dining/bar overlooking park)	79.03% 573
Small Shops (yoga, salon, art gallery, flowers, bicycles, fitness, garden supplies, etc.)	45.66% 331
Small collaborative workspaces for artisans, entrepreneurs, small business, remote work, learning	36.00% 261
Outdoor movies/film screening, music, entertainment in the Park	52.41% 380
Yoga/ Tai Chi/ other in the Park	28.28% 205
Food truck type events/ beer/ food/ wine tasting if can be accomplished with social distancing	56.55% 410
Fun run events – beginning and ending of races/ walks	17.24% 125
Art Walk/ artistic studios & elements on display	43.31% 314
Oversize outdoor games in the green space	23.86% 173
Learning-in-the-Park nutrition/horticulture/sustainability programs with Mead Botanical Garden, Winter Park Ninth Grade Center	32.97% 239
Other (please specify)	7.86% 57
Total Respondents: 725	

### Q4 Please select which of the following you feel are needed to enhance the park and public-space?

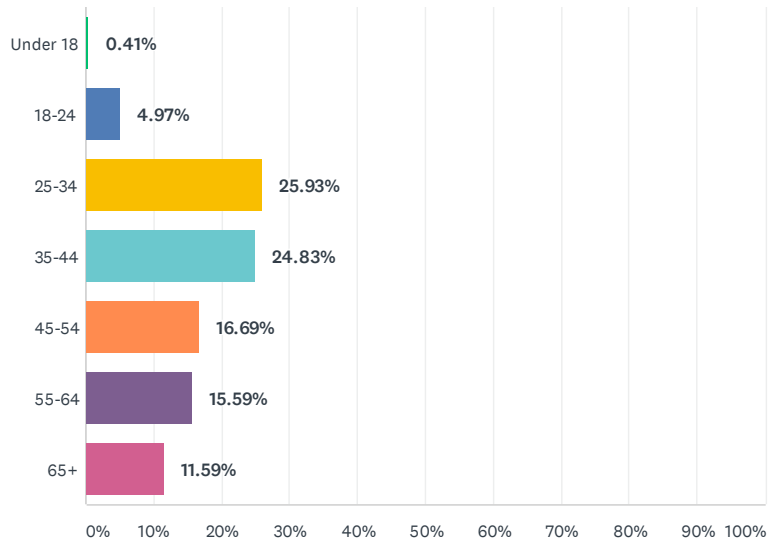
Answered: 725 Skipped: 0



ANSWER CHOICES	RESPONSES	
Convenient free public parking	64.00%	464
Multiple pathways, sidewalks, trails for walking and biking	65.38%	474
Provide for storm water drainage	32.55%	236
Safe pedestrian-friendly street crossings	64.41%	467
Gateway signage or iconic way-finding elements unique to this park	21.93%	159
Traffic/street improvements	28.69%	208
Well maintained, clean	69.66%	505
Public restrooms	47.31%	343
High bandwidth for Wi-Fi connections	19.59%	142
PC, phone USB charging ports	9.38%	68
Well-lit (lighting that is done successfully and integrated into the project)	61.79%	448
Other (please specify)	5.79%	42
Total Respondents: 725		

### Q5 Please select your age group:

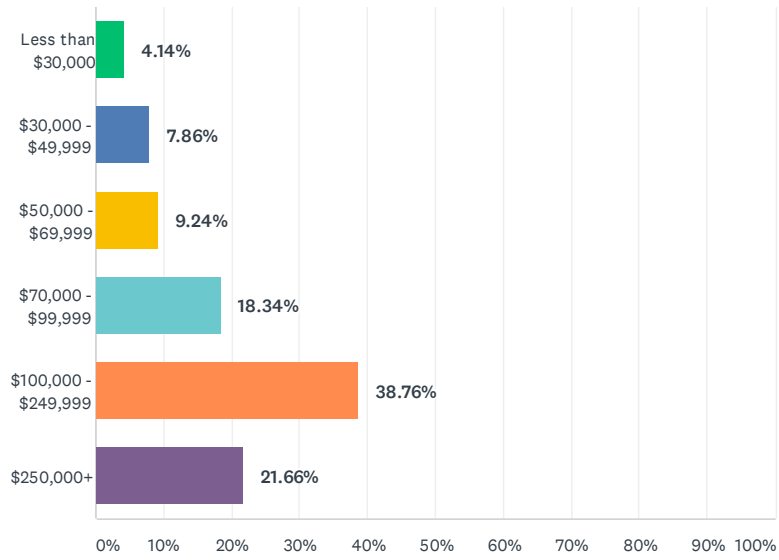
Answered: 725 Skipped: 0



ANSWER CHOICES	RESPONSES	
Under 18	0.41%	3
18-24	4.97%	36
25-34	25.93%	188
35-44	24.83%	180
45-54	16.69%	121
55-64	15.59%	113
65+	11.59%	84
<b>TOTAL</b>		<b>725</b>

### Q6 What is your median household income?

Answered: 725 Skipped: 0

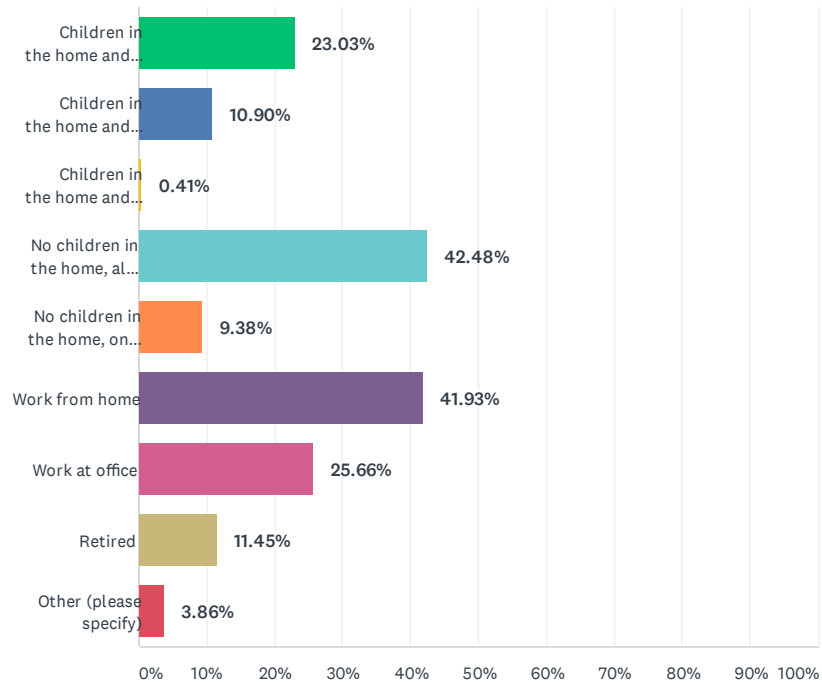


ANSWER CHOICES	RESPONSES	
Less than \$30,000	4.14%	30
\$30,000 - \$49,999	7.86%	57
\$50,000 - \$69,999	9.24%	67
\$70,000 - \$99,999	18.34%	133
\$100,000 - \$249,999	38.76%	281
\$250,000+	21.66%	157
<b>TOTAL</b>		<b>725</b>



### Q7 Please check all that apply for your home:

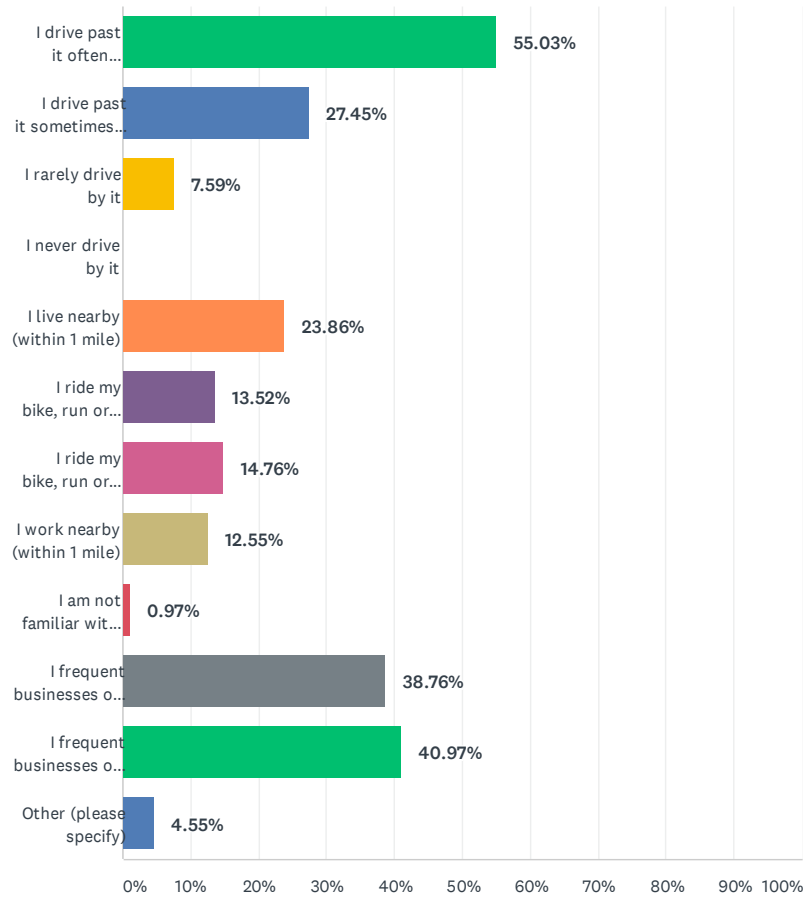
Answered: 725 Skipped: 0



ANSWER CHOICES	RESPONSES	
Children in the home and both parents work	23.03%	167
Children in the home and one parent is stay-at-home	10.90%	79
Children in the home and both parents are stay-at-home	0.41%	3
No children in the home, all adults work	42.48%	308
No children in the home, one or more adults is stay-at-home	9.38%	68
Work from home	41.93%	304
Work at office	25.66%	186
Retired	11.45%	83
Other (please specify)	3.86%	28
Total Respondents: 725		

**Q8 The property is located along the intersection of Denning Drive and Orange Avenue. Please tell us if and how you are familiar with the property. Please check all that apply.**

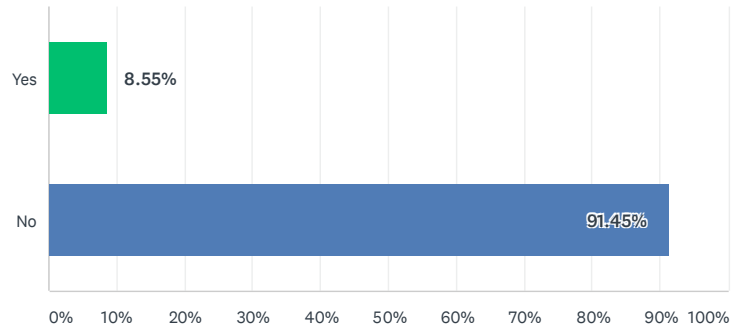
Answered: 725 Skipped: 0



ANSWER CHOICES	RESPONSES	
I drive past it often (multiple times each week)	55.03%	399
I drive past it sometimes (a few times each week)	27.45%	199
I rarely drive by it	7.59%	55
I never drive by it	0.00%	0
I live nearby (within 1 mile)	23.86%	173
I ride my bike, run or walk past it during the week	13.52%	98
I ride my bike, run or walk past it on the weekend	14.76%	107
I work nearby (within 1 mile)	12.55%	91
I am not familiar with the property	0.97%	7
I frequent businesses or other places in the area during the week	38.76%	281
I frequent businesses or other places in the area on the weekend	40.97%	297
Other (please specify)	4.55%	33
Total Respondents: 725		

**Q9 Do any members of your household have a disability (visually, hearing, physical movement, wheelchair, walking), or related to what is referred to as an ADA disability (American Disabilities Act)?**

Answered: 725 Skipped: 0



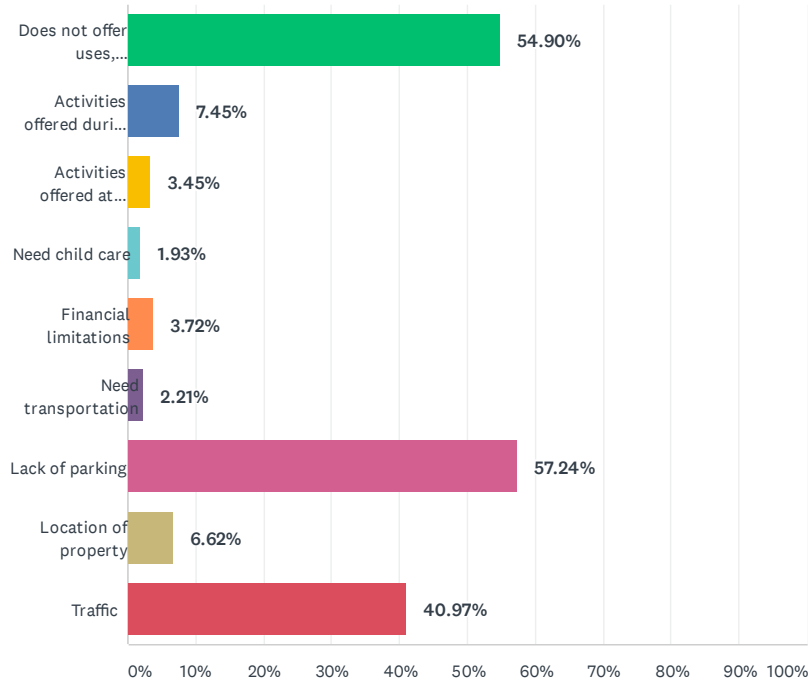
ANSWER CHOICES	RESPONSES	
Yes	8.55%	62
No	91.45%	663
TOTAL		725

**Q10** If you answered “Yes” to the above question, please provide what type of accommodation is needed to serve the disability in your household?

Answered: 167 Skipped: 558

### Q11 What are some barriers that would keep you from going to visit this property?

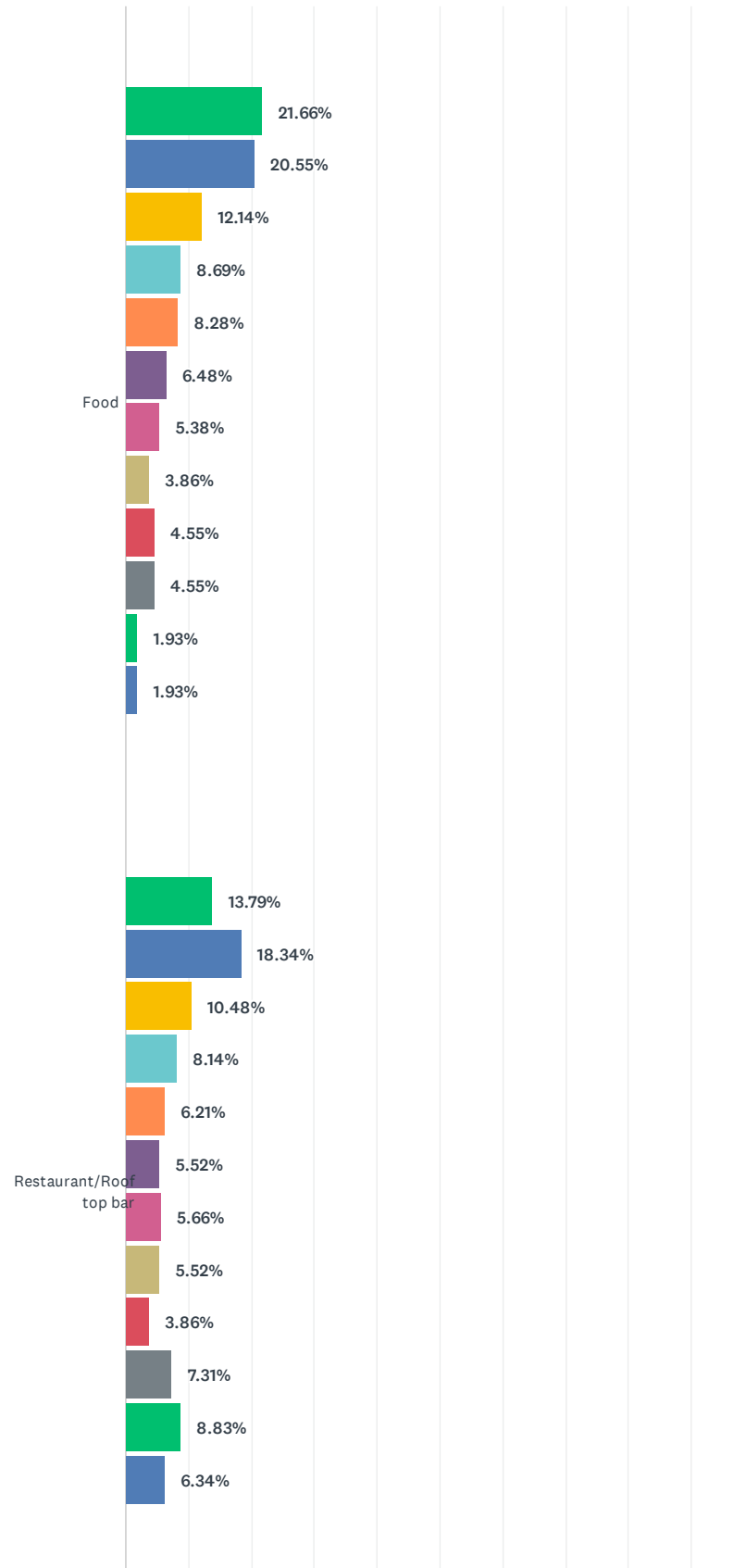
Answered: 725 Skipped: 0

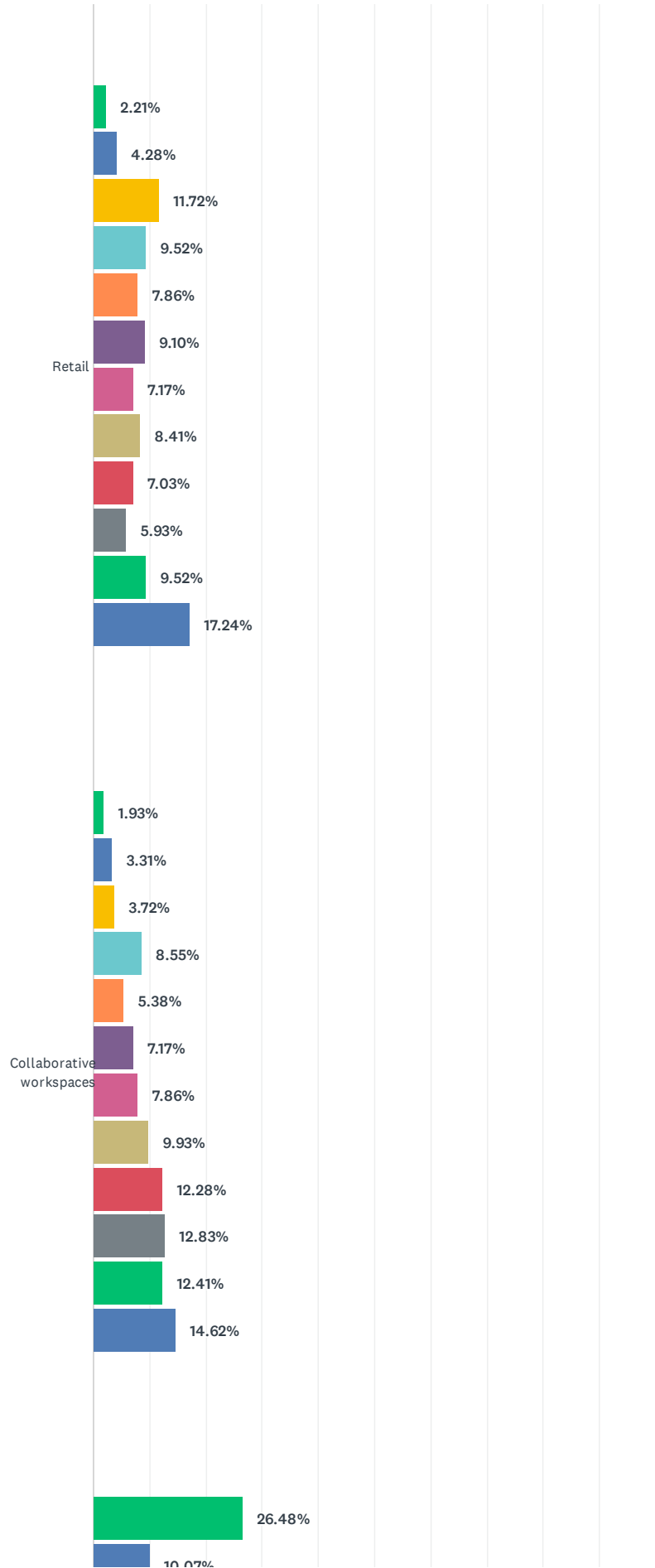


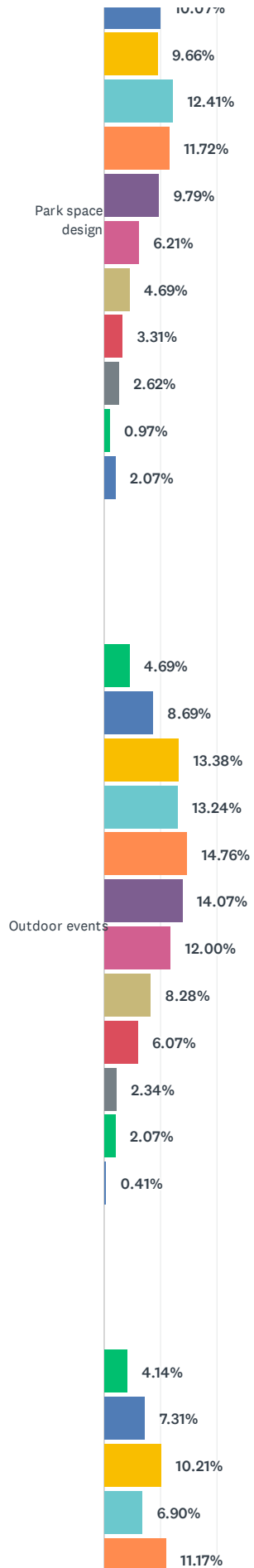
ANSWER CHOICES	RESPONSES	
Does not offer uses, activities or events I am interested in	54.90%	398
Activities offered during the day	7.45%	54
Activities offered at night	3.45%	25
Need child care	1.93%	14
Financial limitations	3.72%	27
Need transportation	2.21%	16
Lack of parking	57.24%	415
Location of property	6.62%	48
Traffic	40.97%	297
Total Respondents: 725		

### Q12 Please prioritize the community spaces and services needed in this area (1 being the highest priority, 12 being the lowest priority):

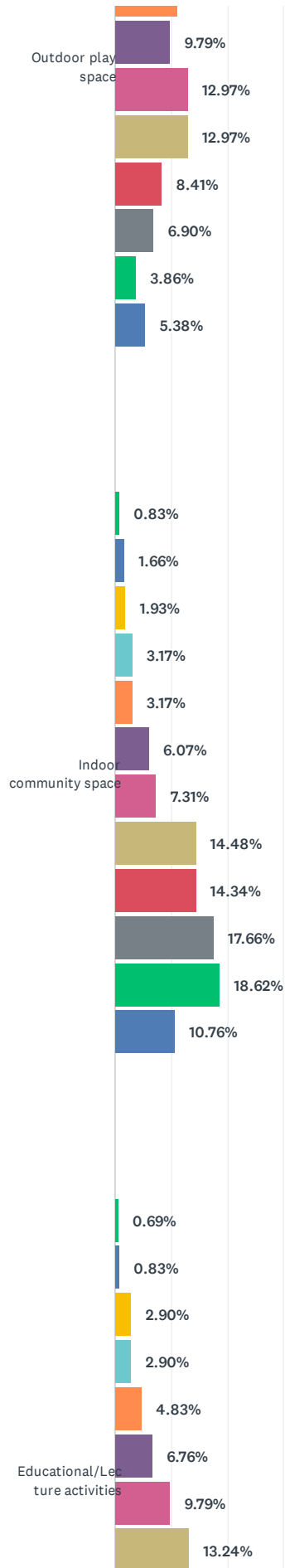
Answered: 725 Skipped: 0

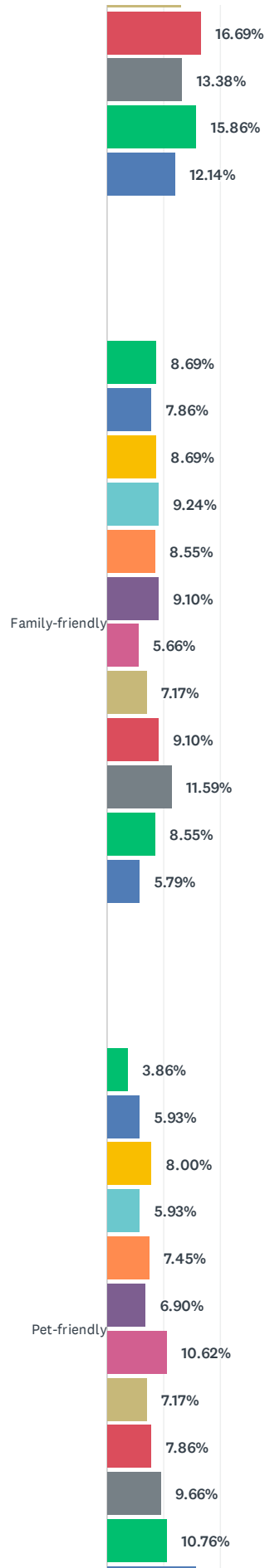


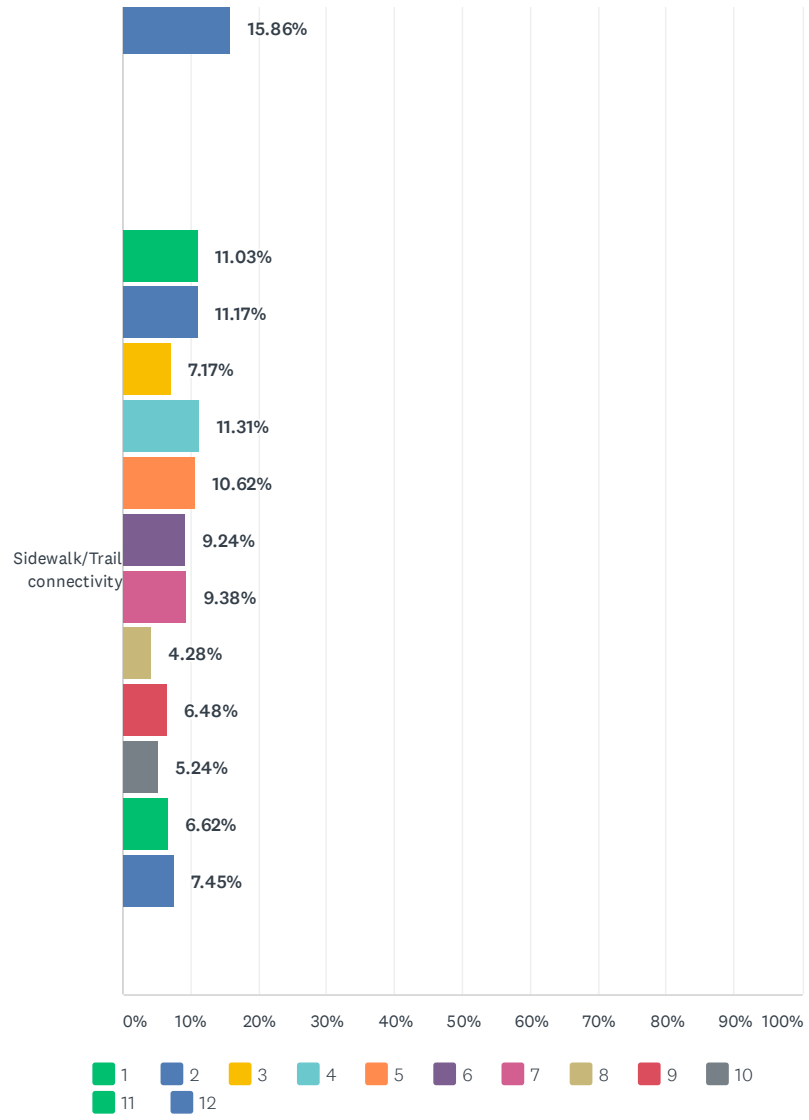








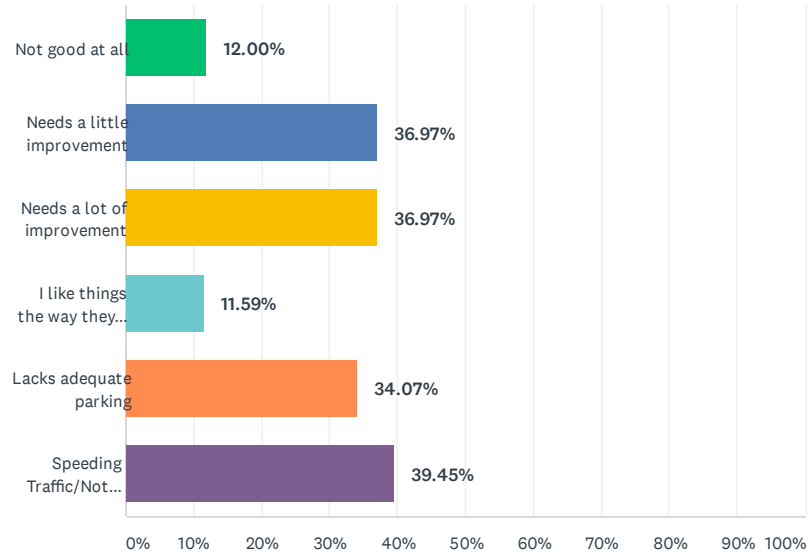




	1	2	3	4	5	6	7	8	9	10	11	12	T
Food	21.66% 157	20.55% 149	12.14% 88	8.69% 63	8.28% 60	6.48% 47	5.38% 39	3.86% 28	4.55% 33	4.55% 33	1.93% 14	1.93% 14	
Restaurant/Rooftop bar	13.79% 100	18.34% 133	10.48% 76	8.14% 59	6.21% 45	5.52% 40	5.66% 41	5.52% 40	3.86% 28	7.31% 53	8.83% 64	6.34% 46	
Retail	2.21% 16	4.28% 31	11.72% 85	9.52% 69	7.86% 57	9.10% 66	7.17% 52	8.41% 61	7.03% 51	5.93% 43	9.52% 69	17.24% 125	
Collaborative workspaces	1.93% 14	3.31% 24	3.72% 27	8.55% 62	5.38% 39	7.17% 52	7.86% 57	9.93% 72	12.28% 89	12.83% 93	12.41% 90	14.62% 106	
Park space design	26.48% 192	10.07% 73	9.66% 70	12.41% 90	11.72% 85	9.79% 71	6.21% 45	4.69% 34	3.31% 24	2.62% 19	0.97% 7	2.07% 15	
Outdoor events	4.69% 34	8.69% 63	13.38% 97	13.24% 96	14.76% 107	14.07% 102	12.00% 87	8.28% 60	6.07% 44	2.34% 17	2.07% 15	0.41% 3	
Outdoor play space	4.14% 30	7.31% 53	10.21% 74	6.90% 50	11.17% 81	9.79% 71	12.97% 94	12.97% 94	8.41% 61	6.90% 50	3.86% 28	5.38% 39	
Indoor community space	0.83% 6	1.66% 12	1.93% 14	3.17% 23	3.17% 23	6.07% 44	7.31% 53	14.48% 105	14.34% 104	17.66% 128	18.62% 135	10.76% 78	
Educational/Lecture activities	0.69% 5	0.83% 6	2.90% 21	2.90% 21	4.83% 35	6.76% 49	9.79% 71	13.24% 96	16.69% 121	13.38% 97	15.86% 115	12.14% 88	
Family-friendly	8.69% 63	7.86% 57	8.69% 63	9.24% 67	8.55% 62	9.10% 66	5.66% 41	7.17% 52	9.10% 66	11.59% 84	8.55% 62	5.79% 42	
Pet-friendly	3.86% 28	5.93% 43	8.00% 58	5.93% 43	7.45% 54	6.90% 50	10.62% 77	7.17% 52	7.86% 57	9.66% 70	10.76% 78	15.86% 115	
Sidewalk/Trail connectivity	11.03% 80	11.17% 81	7.17% 52	11.31% 82	10.62% 77	9.24% 67	9.38% 68	4.28% 31	6.48% 47	5.24% 38	6.62% 48	7.45% 54	

### Q13 How would you describe the quality of the buildings and public spaces in this area?

Answered: 725 Skipped: 0



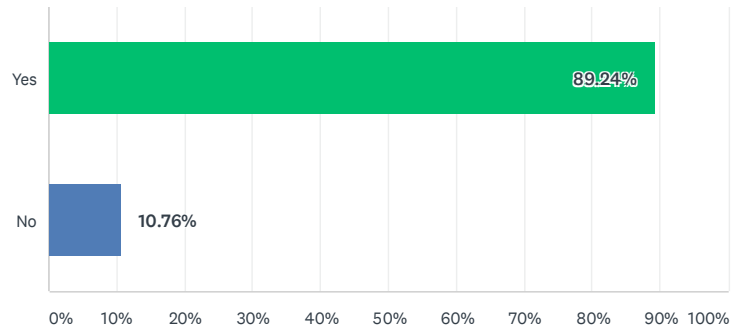
ANSWER CHOICES	RESPONSES	
Not good at all	12.00%	87
Needs a little improvement	36.97%	268
Needs a lot of improvement	36.97%	268
I like things the way they are now	11.59%	84
Lacks adequate parking	34.07%	247
Speeding Traffic/Not Pedestrian Friendly	39.45%	286
Total Respondents: 725		

**Q14 Please provide any additional comments or ideas that you feel will assist the City and City Commissioners understand what the ideal transformation of the Progress Point property is for you.**

Answered: 725 Skipped: 0

### Q15 Do you live and/or work in the Winter Park area?

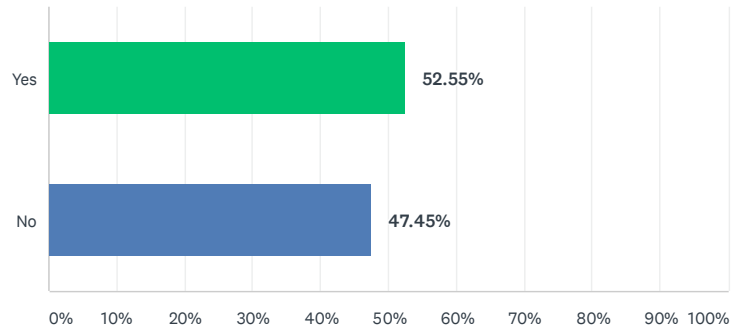
Answered: 725 Skipped: 0



ANSWER CHOICES	RESPONSES	
Yes	89.24%	647
No	10.76%	78
TOTAL		725

### Q16 Do you live and/or work near the intersection of Denning Drive and Orange Avenue?

Answered: 725 Skipped: 0



ANSWER CHOICES	RESPONSES	
Yes	52.55%	381
No	47.45%	344
TOTAL		725